

# Healthcare-Associated Infections Report, 2017

## Barstow Community Hospital (Barstow)

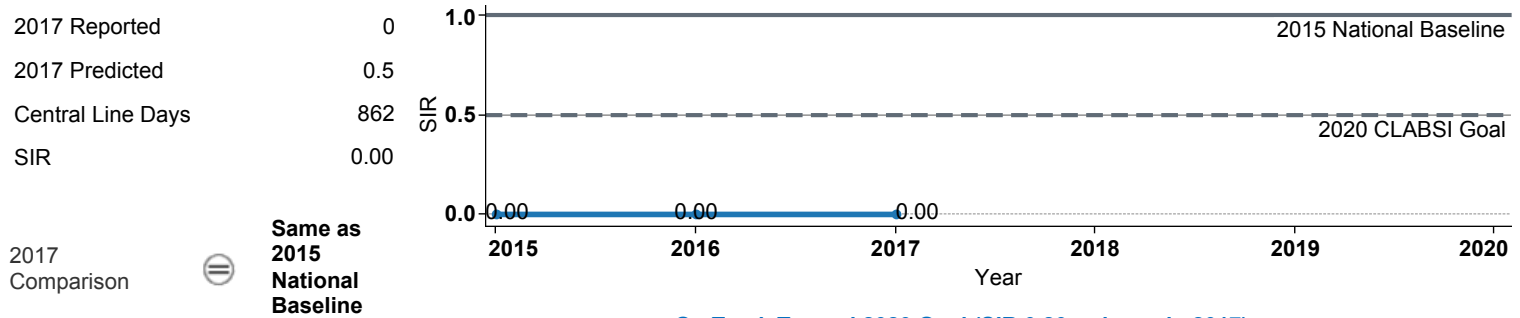


### Hospital Characteristics

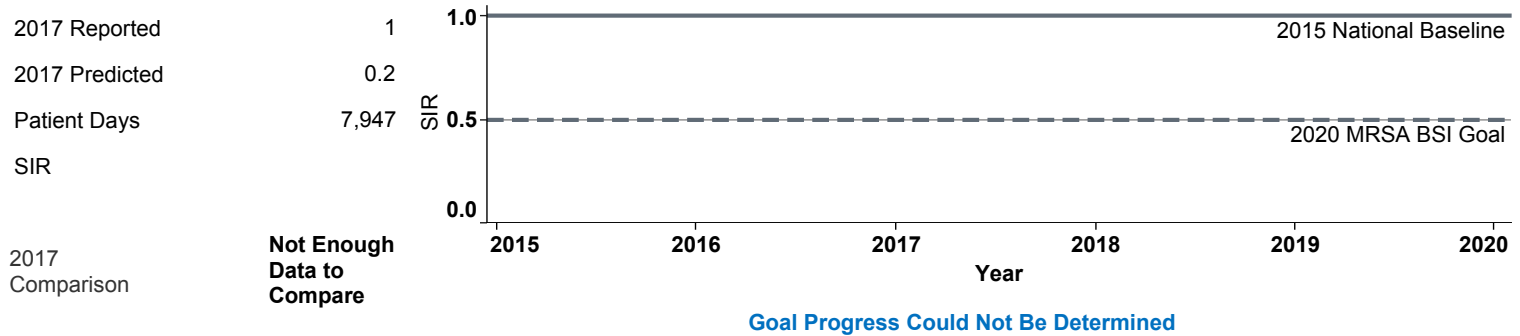
County	Medical School Affiliation	Hospital Type
San Bernardino	No	Community, < 125 beds

The **trend lines** show this hospital's healthcare-associated infection (HAI) incidence from 2015 to 2017, reported as standardized infection ratios (SIR) when possible. Each result is interpreted as the **Same**, **Better**, or **Worse** than the national or state comparison.

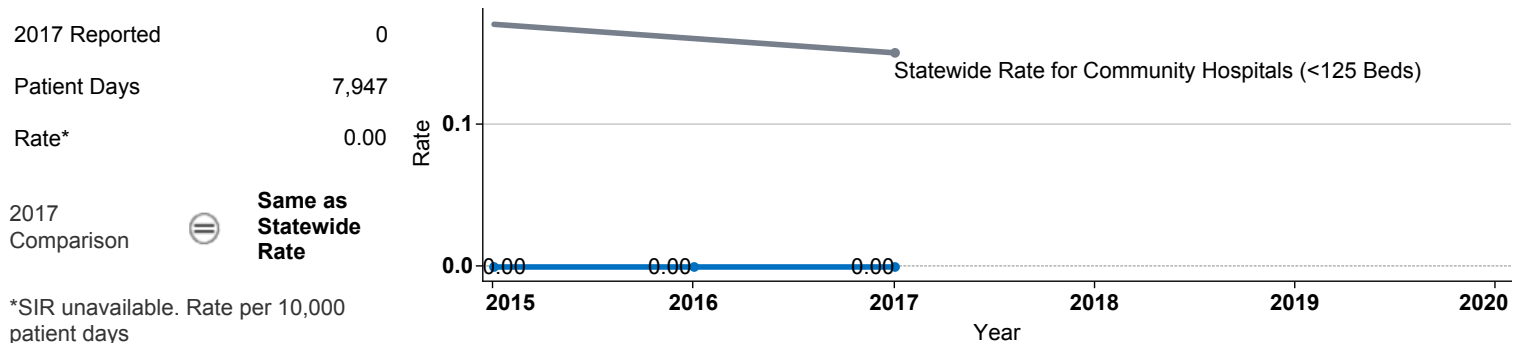
### Central Line Associated Bloodstream Infection (CLABSI)



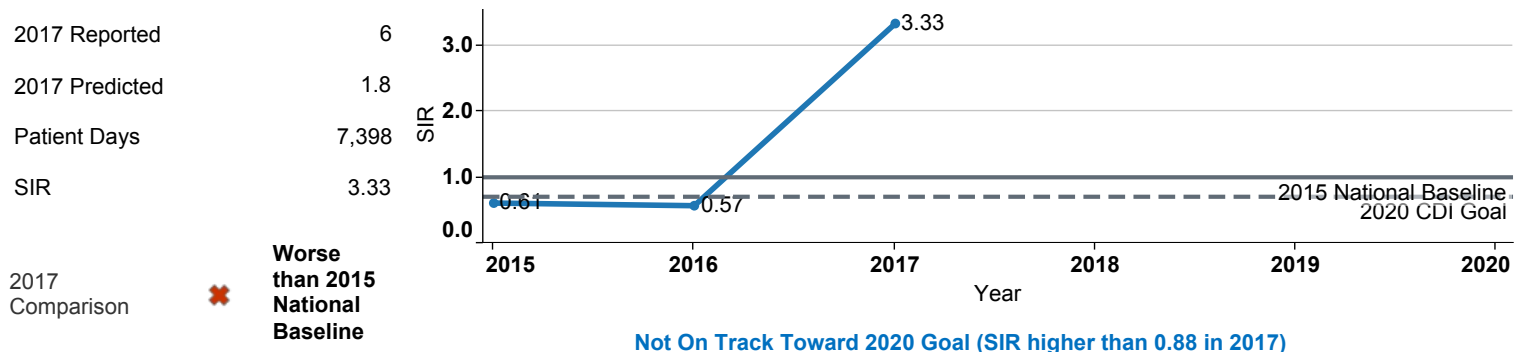
### Methicillin-Resistant *Staphylococcus aureus* Bloodstream Infection (MRSA BSI)



### Vancomycin-Resistant *Enterococcus* Bloodstream Infection (VRE BSI)



### *Clostridium difficile* Infection (CDI)



## Surgical Site Infection (SSI) - Adult

Procedure Type	Reported SSI	Predicted SSI	Number of Procedures	2017	Compared with 2015 National Baseline
Appendix surgery	0	0.1	36	Not enough procedures to calculate SIR	
Cesarean section	0	0.2	101	0.00	⊖ Same
Colon surgery	0	0.3	12	0.00	⊖ Same
Exploratory abdominal surgery (laparotomy)	0	0.0	4	Not enough procedures to calculate SIR	
Gallbladder surgery	0	0.2	62	Not enough procedures to calculate SIR	
Hip prosthesis	0	0.3	30	0.00	⊖ Same
Hysterectomy, abdominal	0	0.1	16	Not enough procedures to calculate SIR	
Knee prosthesis	0	0.1	13	Not enough procedures to calculate SIR	
Open reduction of fracture	0	0.1	15	Not enough procedures to calculate SIR	
Ovarian surgery	0	0.0	3	Not enough procedures to calculate SIR	
Pacemaker surgery	0	0.1	31	Not enough procedures to calculate SIR	
Small bowel surgery	0	0.1	5	Not enough procedures to calculate SIR	
Spleen surgery	0	0.0	1	Not enough procedures to calculate SIR	

## Surgical Site Infection (SSI) - Pediatric

Procedure Type	Reported SSI	Predicted SSI	Number of Procedures	2017	Compared with 2015 National Baseline
Appendix surgery	0	0.0	1	Not enough procedures to calculate SIR	

Data tables available from the California Health and Human Services Open Data Portal: <https://chhs.data.ca.gov/>

Information on interpreting this report: <https://www.cdph.ca.gov/Programs/CHCQ/HAI/Pages/AnnualHAIReports.aspx>