

Healthcare-Associated Infections Report, 2017

Arrowhead Regional Medical Center (Colton)

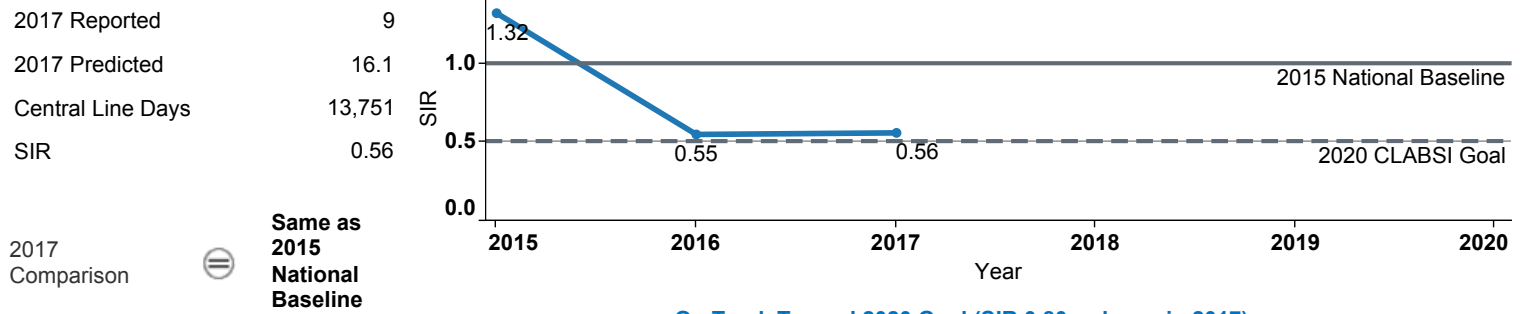


Hospital Characteristics

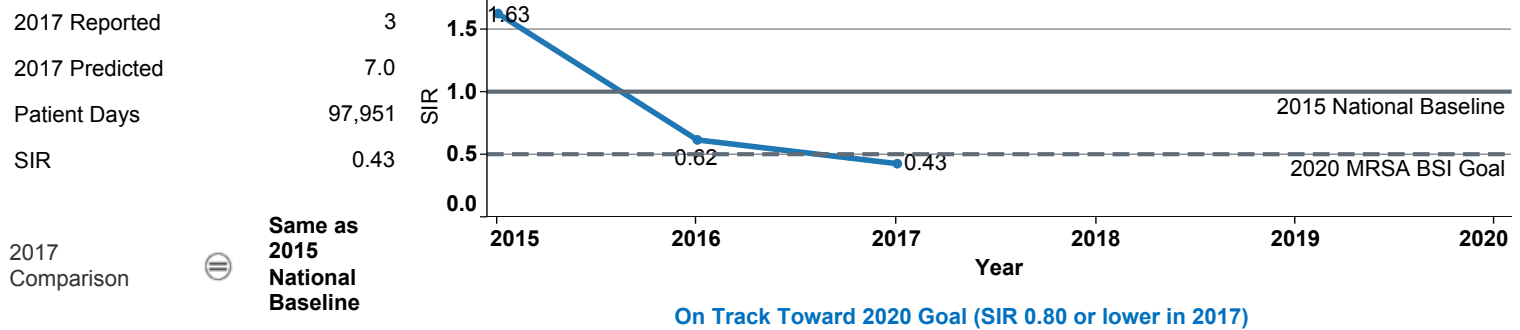
County	Medical School Affiliation	Hospital Type
San Bernardino	Major	Major Teaching

The **trend lines** show this hospital's healthcare-associated infection (HAI) incidence from 2015 to 2017, reported as standardized infection ratios (SIR) when possible. Each result is interpreted as the **Same**, **Better**, or **Worse** than the national or state comparison.

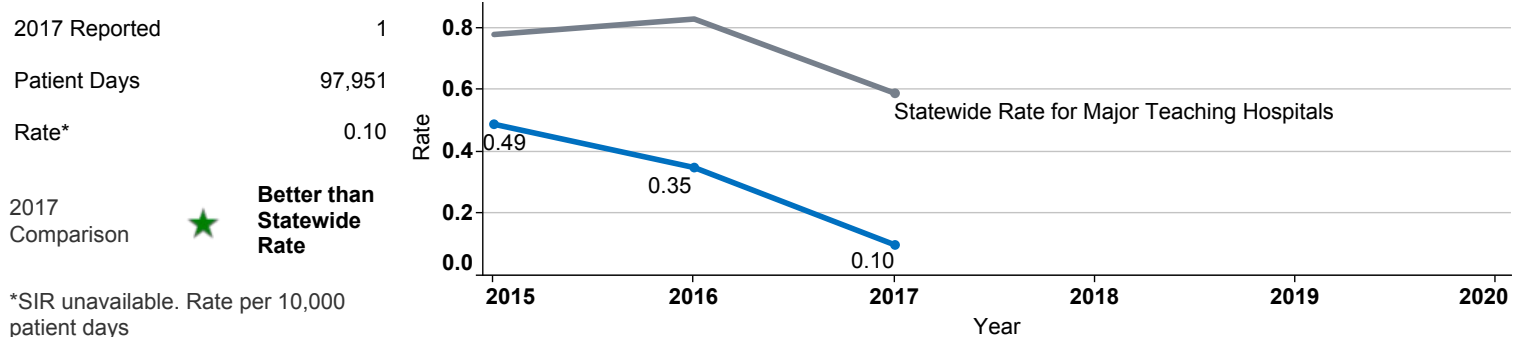
Central Line Associated Bloodstream Infection (CLABSI)



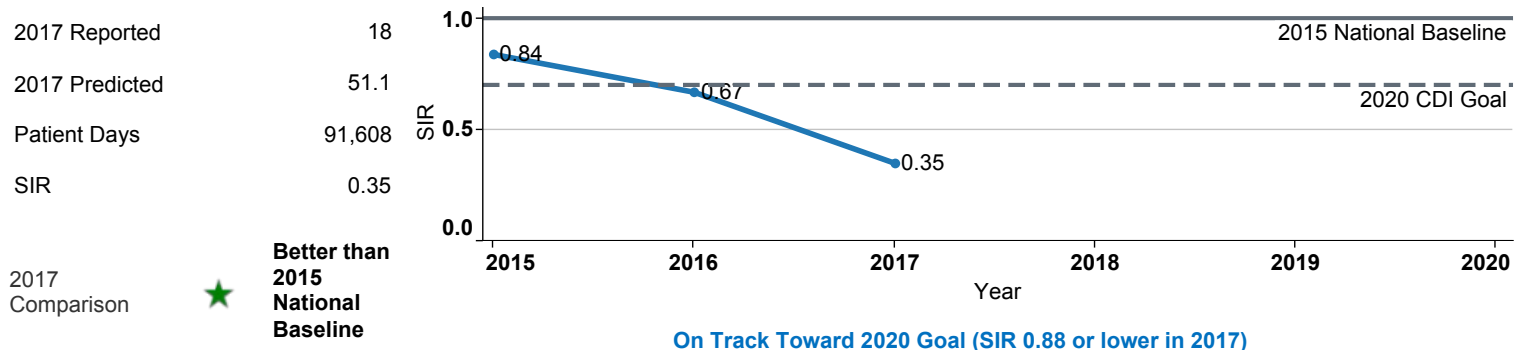
Methicillin-Resistant *Staphylococcus aureus* Bloodstream Infection (MRSA BSI)



Vancomycin-Resistant *Enterococcus* Bloodstream Infection (VRE BSI)



Clostridium difficile Infection (CDI)



Surgical Site Infection (SSI) - Adult

Procedure Type	Reported SSI	Predicted SSI	Number of Procedures	2017	Compared with 2015 National Baseline
Appendix surgery	0	1.0	139	0.00	⊖ Same
Bile duct, liver or pancreatic surgery	1	0.8	41	1.29	⊖ Same
Cardiac surgery	0	0.0	3	Not enough procedures to calculate SIR	
Cesarean section	1	2.9	987	0.34	⊖ Same
Colon surgery	2	3.7	106	0.54	⊖ Same
Exploratory abdominal surgery (laparotomy)	1	1.7	213	0.59	⊖ Same
Gallbladder surgery	0	0.9	298	0.00	⊖ Same
Gastric surgery	0	0.5	27	0.00	⊖ Same
Hip prosthesis	3	0.7	55	4.09	⊖ Same
Hysterectomy, abdominal	0	1.3	112	0.00	⊖ Same
Hysterectomy, vaginal	0	0.4	51	0.00	⊖ Same
Kidney surgery	0	0.1	31	Not enough procedures to calculate SIR	
Knee prosthesis	1	0.2	24	Not enough procedures to calculate SIR	
Laminectomy	0	0.3	58	0.00	⊖ Same
Open reduction of fracture	5	4.3	385	1.17	⊖ Same
Ovarian surgery	0	0.1	91	Not enough procedures to calculate SIR	
Pacemaker surgery	0	0.1	40	Not enough procedures to calculate SIR	
Rectal surgery	0	0.3	14	0.00	⊖ Same
Small bowel surgery	2	1.7	90	1.14	⊖ Same
Spinal fusion	0	1.1	63	0.00	⊖ Same
Spleen surgery	1	0.2	21	Not enough procedures to calculate SIR	
Thoracic surgery	0	0.1	33	Not enough procedures to calculate SIR	

Surgical Site Infection (SSI) - Pediatric

Procedure Type	Reported SSI	Predicted SSI	Number of Procedures	2017	Compared with 2015 National Baseline
Appendix surgery	0	0.2	47	Not enough procedures to calculate SIR	
Cesarean section	0	0.0	10	Not enough procedures to calculate SIR	
Colon surgery	1	0.2	3	Not enough procedures to calculate SIR	
Exploratory abdominal surgery (laparotomy)	0	0.0	5	Not enough procedures to calculate SIR	
Gallbladder surgery	0	0.0	2	Not enough procedures to calculate SIR	
Open reduction of fracture	0	0.1	23	Not enough procedures to calculate SIR	
Small bowel surgery	0	0.0	1	Not enough procedures to calculate SIR	
Spinal fusion	0	0.0	1	Not enough procedures to calculate SIR	

Data tables available from the California Health and Human Services Open Data Portal: <https://chhs.data.ca.gov/>

Information on interpreting this report: <https://www.cdph.ca.gov/Programs/CHCQ/HAI/Pages/AnnualHAIReports.aspx>