

Healthcare-Associated Infections Report, 2017

Methodist Hospital of Sacramento (Sacramento)

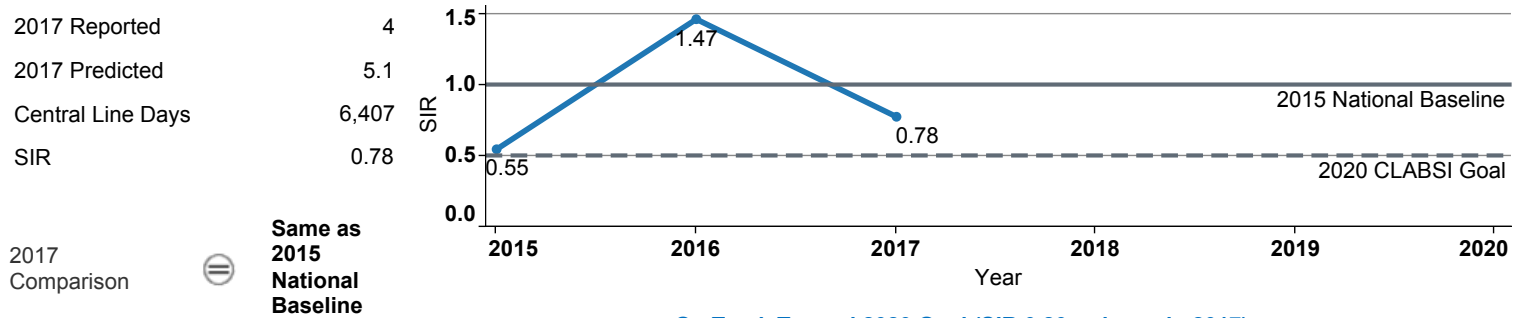


Hospital Characteristics

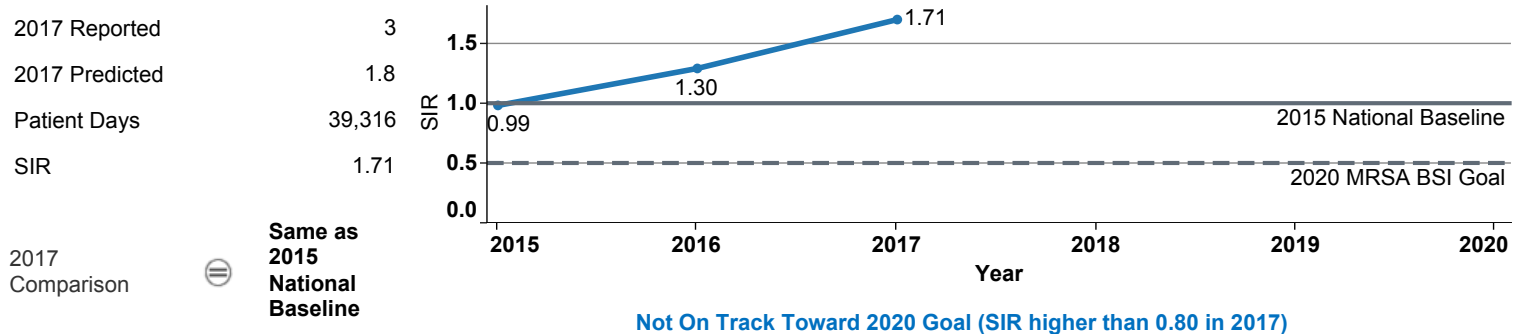
County	Medical School Affiliation	Hospital Type
Sacramento	Graduate	Community, 125 – 250 beds

The **trend lines** show this hospital's healthcare-associated infection (HAI) incidence from 2015 to 2017, reported as standardized infection ratios (SIR) when possible. Each result is interpreted as the **Same**, **Better**, or **Worse** than the national or state comparison.

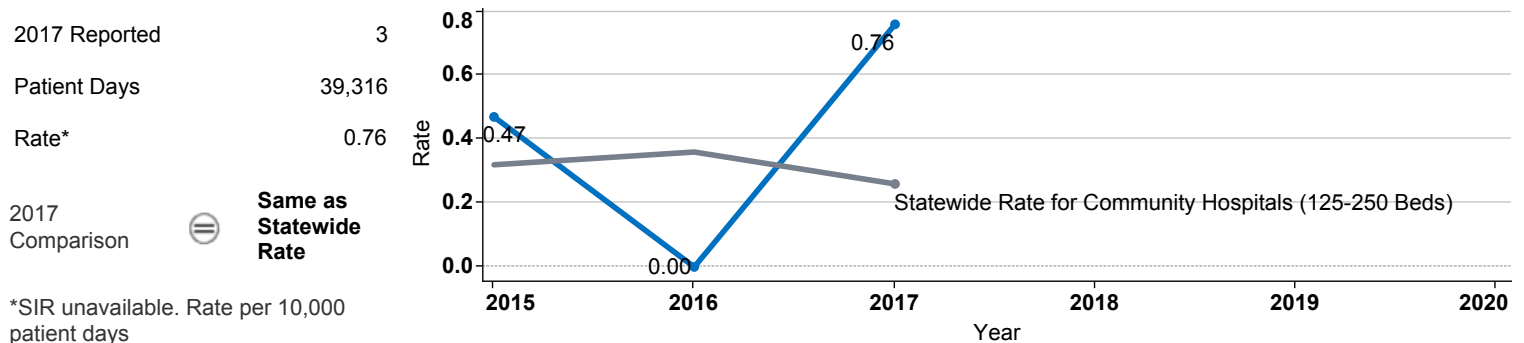
Central Line Associated Bloodstream Infection (CLABSI)



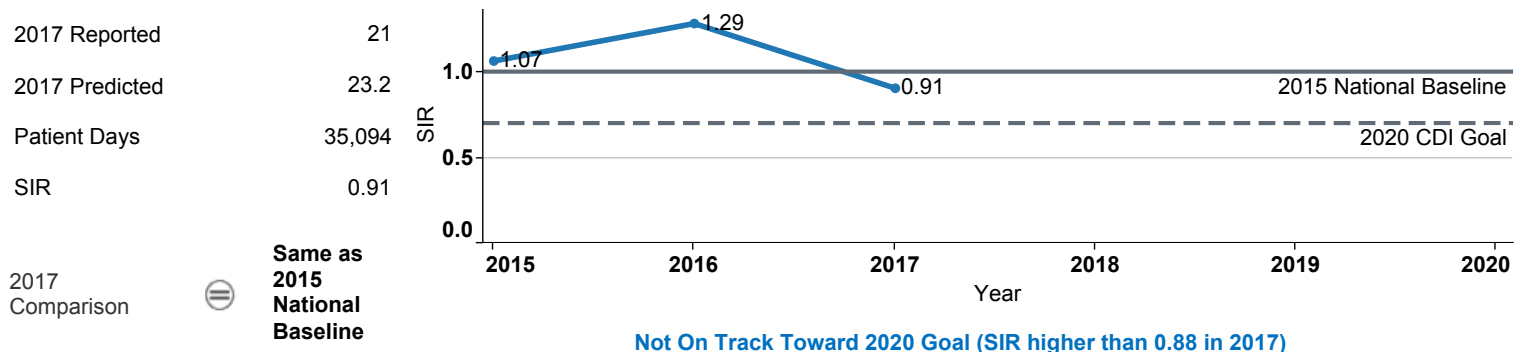
Methicillin-Resistant *Staphylococcus aureus* Bloodstream Infection (MRSA BSI)



Vancomycin-Resistant *Enterococcus* Bloodstream Infection (VRE BSI)



Clostridium difficile Infection (CDI)



Surgical Site Infection (SSI) - Adult

Procedure Type	Reported SSI	Predicted SSI	Number of Procedures	2017	Compared with 2015 National Baseline
Appendix surgery	0	0.2	110	0.00	⊖ Same
Bile duct, liver or pancreatic surgery	0	0.1	9	Not enough procedures to calculate SIR	
Cesarean section	1	0.4	420	2.49	⊖ Same
Colon surgery	0	1.1	53	0.00	⊖ Same
Exploratory abdominal surgery (laparotomy)	2	0.7	205	3.07	⊖ Same
Gallbladder surgery	1	0.4	213	2.66	⊖ Same
Gastric surgery	0	0.7	246	0.00	⊖ Same
Hip prosthesis	4	0.9	157	4.44	✖ Worse
Hysterectomy, abdominal	0	0.6	97	0.00	⊖ Same
Hysterectomy, vaginal	0	0.2	42	Not enough procedures to calculate SIR	
Kidney surgery	1	0.1	15	Not enough procedures to calculate SIR	
Knee prosthesis	2	1.3	517	1.49	⊖ Same
Open reduction of fracture	0	0.7	134	0.00	⊖ Same
Ovarian surgery	0	0.0	82	Not enough procedures to calculate SIR	
Pacemaker surgery	0	0.0	1	Not enough procedures to calculate SIR	
Rectal surgery	0	0.1	9	Not enough procedures to calculate SIR	
Small bowel surgery	2	2.4	120	0.83	⊖ Same
Spleen surgery	0	0.0	1	Not enough procedures to calculate SIR	

Surgical Site Infection (SSI) - Pediatric

Procedure Type	Reported SSI	Predicted SSI	Number of Procedures	2017	Compared with 2015 National Baseline
Appendix surgery	0	0.0	2	Not enough procedures to calculate SIR	
Cesarean section	0	0.0	6	Not enough procedures to calculate SIR	
Gallbladder surgery	0	0.0	1	Not enough procedures to calculate SIR	

Data tables available from the California Health and Human Services Open Data Portal: <https://chhs.data.ca.gov/>

Information on interpreting this report: <https://www.cdph.ca.gov/Programs/CHCQ/HAI/Pages/AnnualHAIReports.aspx>