

# Healthcare-Associated Infections Report, 2017

Parkview Community Hospital Medical Center (Riverside)

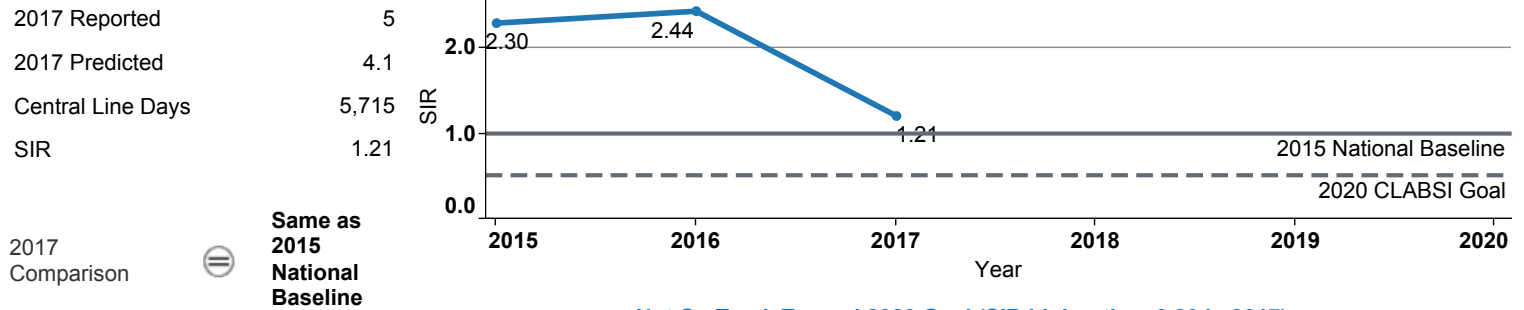


## Hospital Characteristics

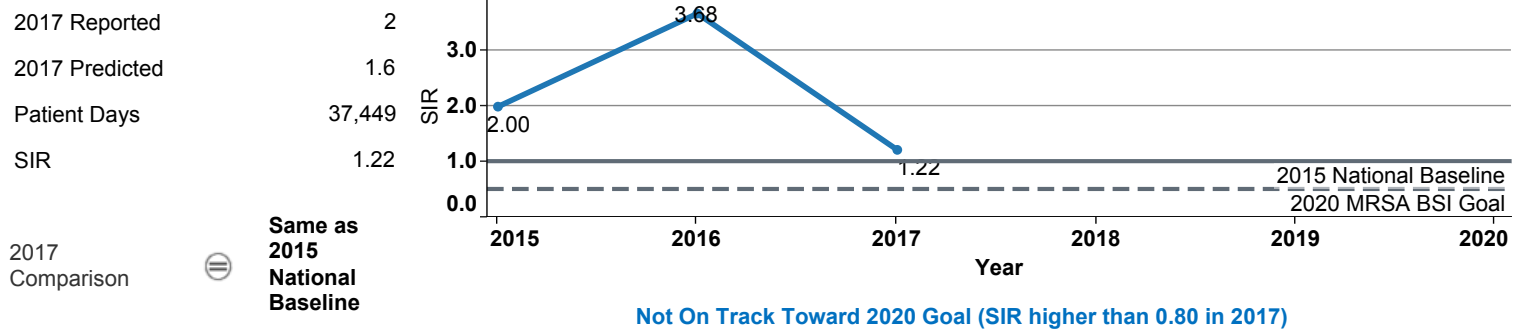
County	Medical School Affiliation	Hospital Type
Riverside	No	Community, 125 – 250 beds

The **trend lines** show this hospital's healthcare-associated infection (HAI) incidence from 2015 to 2017, reported as standardized infection ratios (SIR) when possible. Each result is interpreted as the **Same**, **Better**, or **Worse** than the national or state comparison.

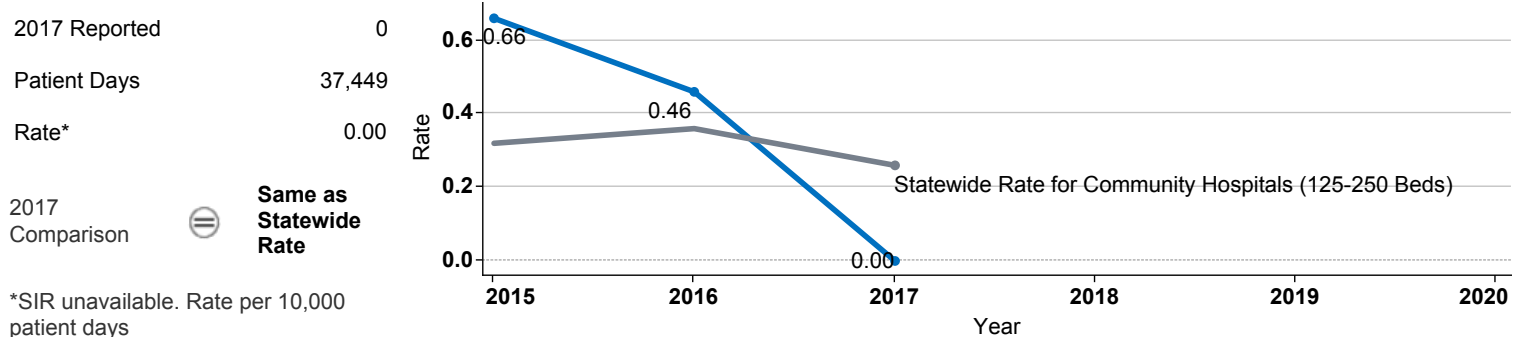
## Central Line Associated Bloodstream Infection (CLABSI)



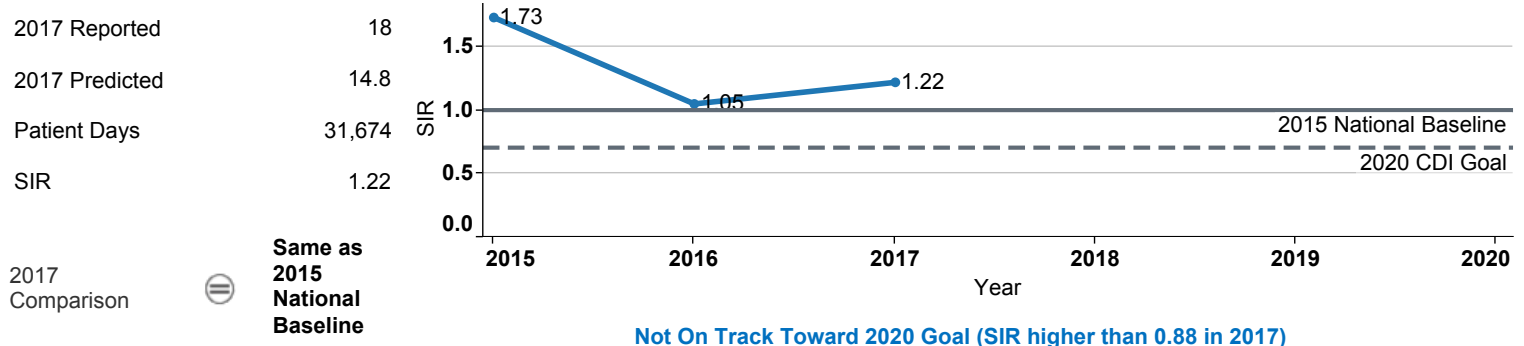
## Methicillin-Resistant *Staphylococcus aureus* Bloodstream Infection (MRSA BSI)



## Vancomycin-Resistant *Enterococcus* Bloodstream Infection (VRE BSI)



## *Clostridium difficile* Infection (CDI)



## Surgical Site Infection (SSI) - Adult

Procedure Type	Reported SSI	Predicted SSI	Number of Procedures	2017	Compared with 2015 National Baseline
Appendix surgery	0	0.2	73	Not enough procedures to calculate SIR	
Bile duct, liver or pancreatic surgery	0	0.0	3	Not enough procedures to calculate SIR	
Cesarean section	1	0.5	702	1.89	⊖ Same
Colon surgery	0	0.5	36	0.00	⊖ Same
Exploratory abdominal surgery (laparotomy)	0	0.1	25	Not enough procedures to calculate SIR	
Gallbladder surgery	1	0.3	179	3.07	⊖ Same
Gastric surgery	0	0.7	160	0.00	⊖ Same
Hip prosthesis	0	0.9	165	0.00	⊖ Same
Hysterectomy, abdominal	0	0.3	55	0.00	⊖ Same
Hysterectomy, vaginal	0	0.1	12	Not enough procedures to calculate SIR	
Knee prosthesis	0	1.1	396	0.00	⊖ Same
Laminectomy	0	0.1	27	Not enough procedures to calculate SIR	
Open reduction of fracture	0	0.1	21	Not enough procedures to calculate SIR	
Ovarian surgery	0	0.0	36	Not enough procedures to calculate SIR	
Rectal surgery	0	0.0	1	Not enough procedures to calculate SIR	
Small bowel surgery	1	3.6	167	0.28	⊖ Same
Spinal fusion	0	0.6	90	0.00	⊖ Same
Spleen surgery	0	0.0	2	Not enough procedures to calculate SIR	

## Surgical Site Infection (SSI) - Pediatric

Procedure Type	Reported SSI	Predicted SSI	Number of Procedures	2017	Compared with 2015 National Baseline
Appendix surgery	0	0.0	14	Not enough procedures to calculate SIR	
Cesarean section	0	0.0	7	Not enough procedures to calculate SIR	
Gallbladder surgery	0	0.0	1	Not enough procedures to calculate SIR	

Data tables available from the California Health and Human Services Open Data Portal: <https://chhs.data.ca.gov/>

Information on interpreting this report: <https://www.cdph.ca.gov/Programs/CHCQ/HAI/Pages/AnnualHAIReports.aspx>