

Healthcare-Associated Infections Report, 2017

Kaiser Foundation Hospital, Riverside (Riverside)

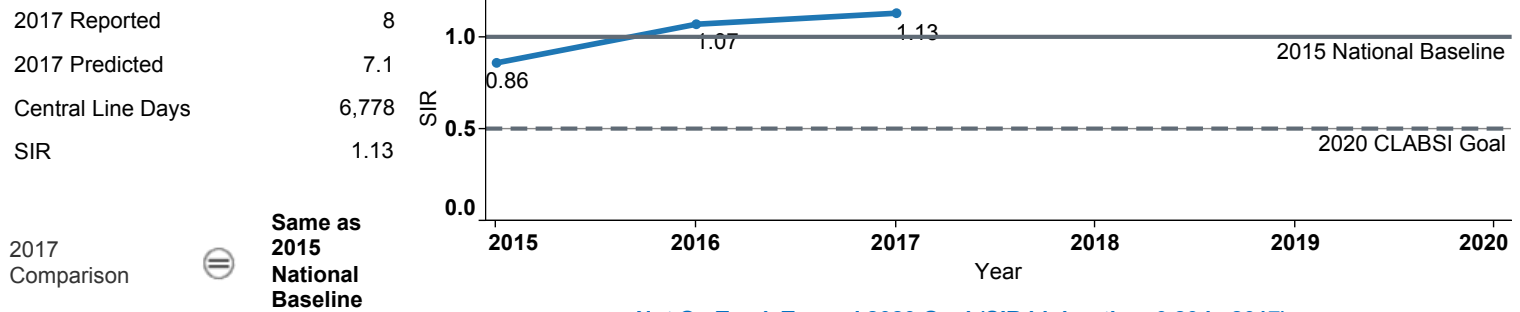


Hospital Characteristics

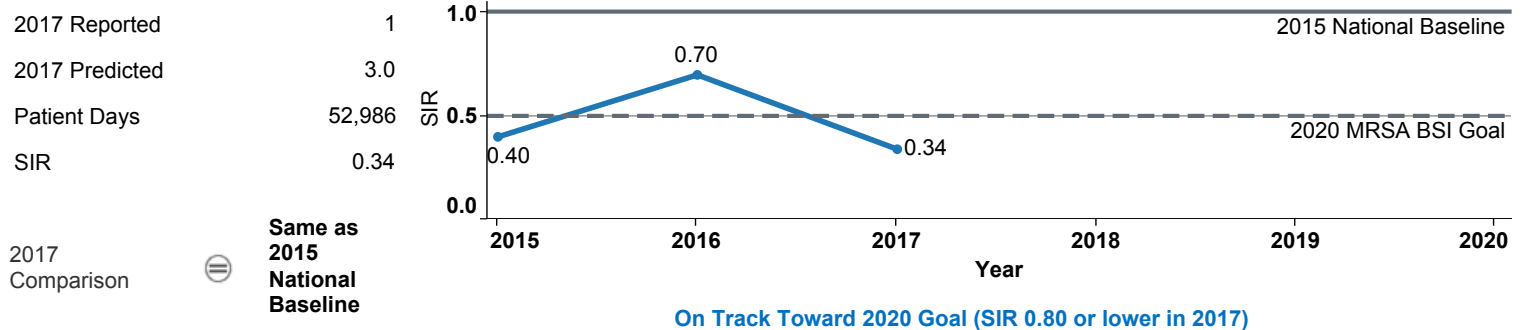
County	Medical School Affiliation	Hospital Type
Riverside	Major	Major Teaching

The **trend lines** show this hospital's healthcare-associated infection (HAI) incidence from 2015 to 2017, reported as standardized infection ratios (SIR) when possible. Each result is interpreted as the **Same**, **Better**, or **Worse** than the national or state comparison.

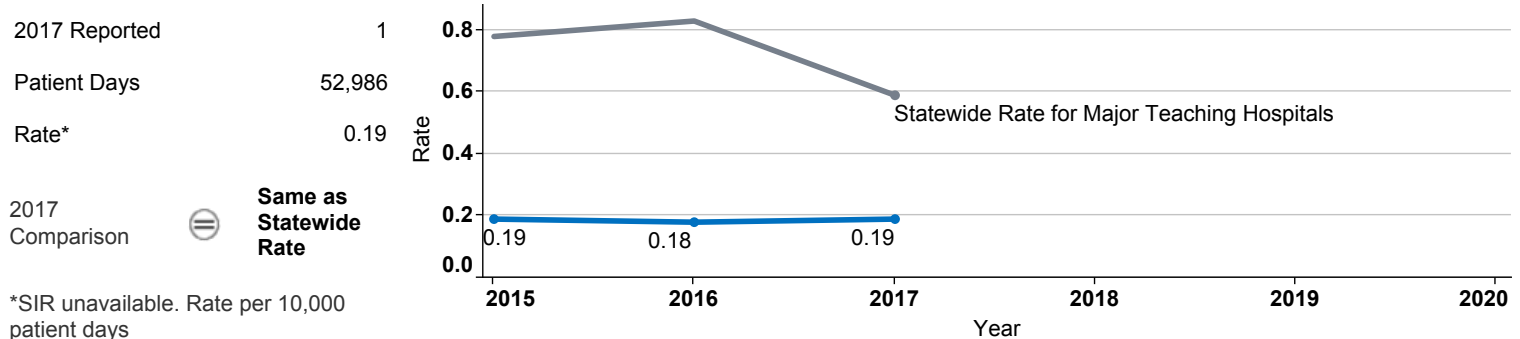
Central Line Associated Bloodstream Infection (CLABSI)



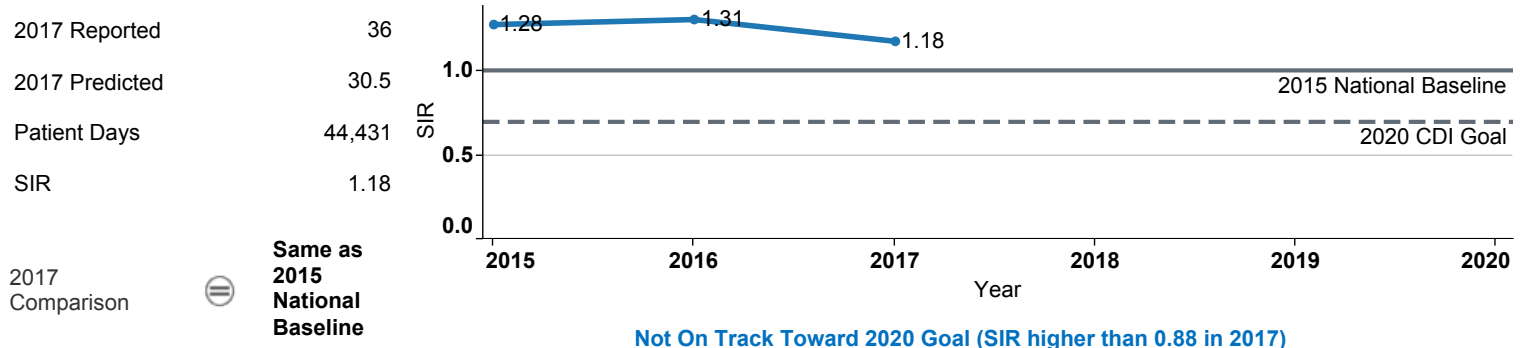
Methicillin-Resistant *Staphylococcus aureus* Bloodstream Infection (MRSA BSI)



Vancomycin-Resistant *Enterococcus* Bloodstream Infection (VRE BSI)



Clostridium difficile Infection (CDI)



Surgical Site Infection (SSI) - Adult

Procedure Type	Reported SSI	Predicted SSI	Number of Procedures	2017	Compared with 2015 National Baseline
Appendix surgery	1	0.5	178	2.12	⊖ Same
Bile duct, liver or pancreatic surgery	2	1.8	49	1.12	⊖ Same
Cardiac surgery	0	0.0	4	Not enough procedures to calculate SIR	
Cesarean section	1	2.0	915	0.51	⊖ Same
Colon surgery	2	4.3	189	0.47	⊖ Same
Exploratory abdominal surgery (laparotomy)	1	1.1	194	0.94	⊖ Same
Gallbladder surgery	0	0.7	321	0.00	⊖ Same
Gastric surgery	1	0.5	28	1.88	⊖ Same
Hip prosthesis	0	1.2	263	0.00	⊖ Same
Hysterectomy, abdominal	2	1.8	201	1.10	⊖ Same
Hysterectomy, vaginal	1	0.5	62	2.18	⊖ Same
Kidney surgery	0	0.2	51	Not enough procedures to calculate SIR	
Knee prosthesis	0	1.2	481	0.00	⊖ Same
Laminectomy	0	0.0	1	Not enough procedures to calculate SIR	
Open reduction of fracture	1	1.0	173	1.02	⊖ Same
Ovarian surgery	1	0.1	227	Not enough procedures to calculate SIR	
Pacemaker surgery	0	0.1	57	Not enough procedures to calculate SIR	
Rectal surgery	0	0.3	40	0.00	⊖ Same
Small bowel surgery	1	2.2	112	0.46	⊖ Same
Spleen surgery	0	0.0	9	Not enough procedures to calculate SIR	
Thoracic surgery	0	0.3	89	0.00	⊖ Same

Surgical Site Infection (SSI) - Pediatric

Procedure Type	Reported SSI	Predicted SSI	Number of Procedures	2017	Compared with 2015 National Baseline
Appendix surgery	0	0.1	33	Not enough procedures to calculate SIR	
Cesarean section	0	0.0	2	Not enough procedures to calculate SIR	
Colon surgery	0	0.0	1	Not enough procedures to calculate SIR	
Exploratory abdominal surgery (laparotomy)	0	0.0	4	Not enough procedures to calculate SIR	
Gallbladder surgery	0	0.0	1	Not enough procedures to calculate SIR	
Open reduction of fracture	0	0.0	8	Not enough procedures to calculate SIR	

Data tables available from the California Health and Human Services Open Data Portal: <https://chhs.data.ca.gov/>

Information on interpreting this report: <https://www.cdph.ca.gov/Programs/CHCQ/HAI/Pages/AnnualHAIReports.aspx>