

Healthcare-Associated Infections Report, 2017

Desert Regional Medical Center (Palm Springs)

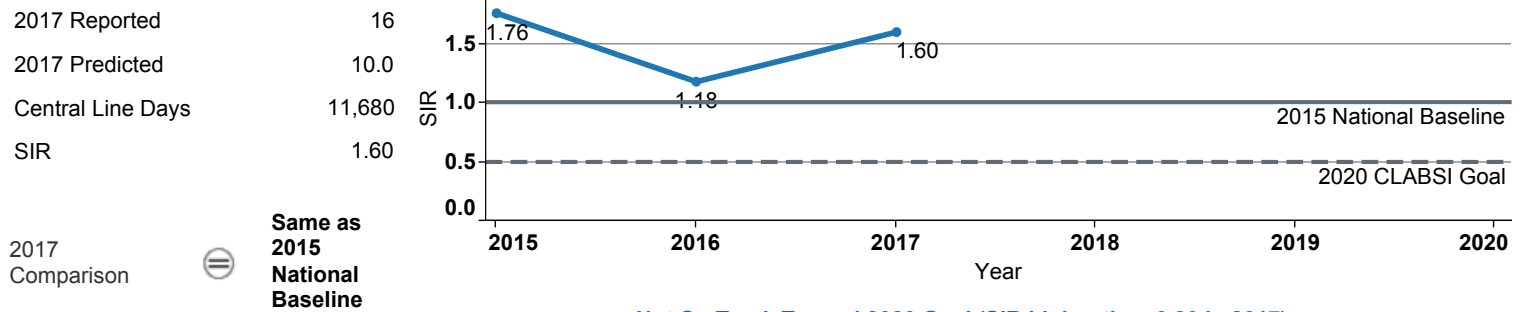


Hospital Characteristics

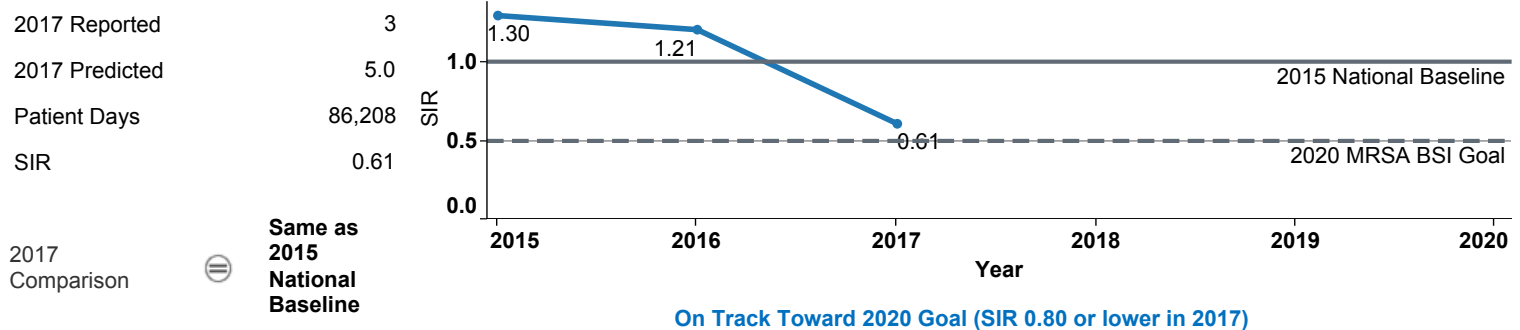
| | | |
|-----------|----------------------------|-----------------------|
| County | Medical School Affiliation | Hospital Type |
| Riverside | No | Community, > 250 beds |

The **trend lines** show this hospital's healthcare-associated infection (HAI) incidence from 2015 to 2017, reported as standardized infection ratios (SIR) when possible. Each result is interpreted as the **Same**, **Better**, or **Worse** than the national or state comparison.

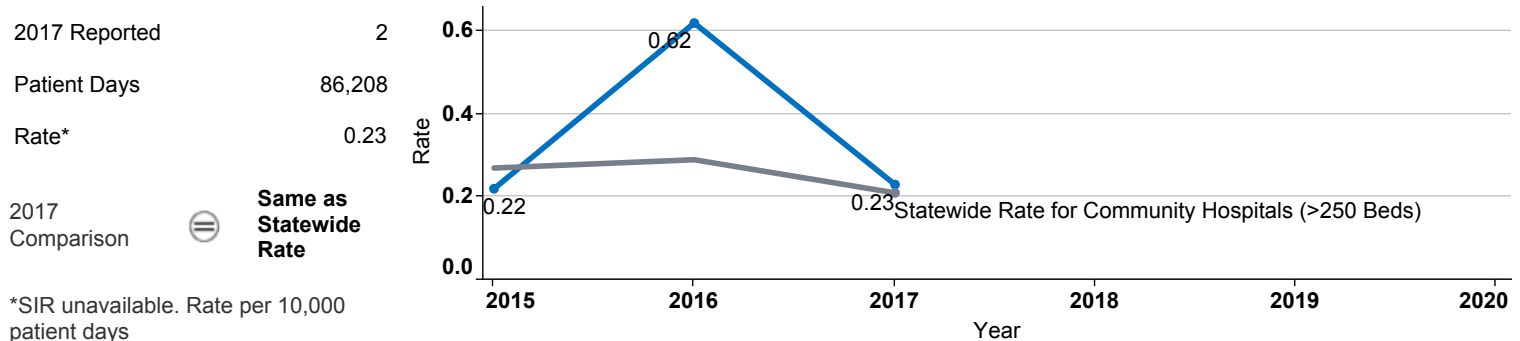
Central Line Associated Bloodstream Infection (CLABSI)



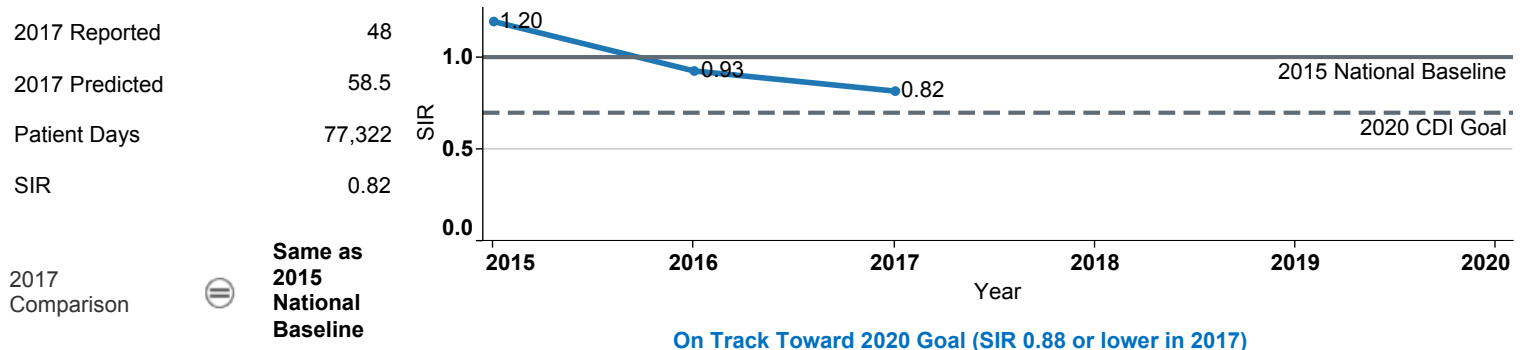
Methicillin-Resistant *Staphylococcus aureus* Bloodstream Infection (MRSA BSI)



Vancomycin-Resistant *Enterococcus* Bloodstream Infection (VRE BSI)



Clostridium difficile Infection (CDI)



Surgical Site Infection (SSI) - Adult

| Procedure Type | Reported SSI | Predicted SSI | Number of Procedures | 2017 | Compared with 2015 National Baseline |
|--|--------------|---------------|----------------------|---|--------------------------------------|
| Abdominal aortic aneurysm repair | 0 | 0.0 | 6 | Not enough procedures to calculate SIR | |
| Appendix surgery | 1 | 0.4 | 173 | 2.39 | ⊖ Same |
| Bile duct, liver or pancreatic surgery | 0 | 0.4 | 63 | 0.00 | ⊖ Same |
| Cardiac surgery | 0 | 0.1 | 25 | Not enough procedures to calculate SIR | |
| Cesarean section | 1 | 0.8 | 826 | 1.23 | ⊖ Same |
| Colon surgery | 1 | 3.4 | 153 | 0.30 | ⊖ Same |
| Coronary bypass, chest and donor incisions | 1 | 0.2 | 57 | 4.33 | ⊖ Same |
| Coronary bypass, chest incision only | 0 | 0.3 | 74 | 0.00 | ⊖ Same |
| Exploratory abdominal surgery (laparotomy) | 1 | 1.0 | 223 | 1.05 | ⊖ Same |
| Gallbladder surgery | 0 | 0.9 | 343 | 0.00 | ⊖ Same |
| Gastric surgery | 0 | 0.5 | 93 | 0.00 | ⊖ Same |
| Hip prosthesis | 1 | 1.4 | 308 | 0.69 | ⊖ Same |
| Hysterectomy, abdominal | 2 | 1.3 | 167 | 1.53 | ⊖ Same |
| Hysterectomy, vaginal | 1 | 0.2 | 49 | 4.85 | ⊖ Same |
| Kidney surgery | 0 | 0.1 | 34 | Not enough procedures to calculate SIR | |
| Knee prosthesis | 2 | 0.6 | 201 | 3.24 | ⊖ Same |
| Laminectomy | 0 | 0.4 | 148 | 0.00 | ⊖ Same |
| Open reduction of fracture | 4 | 1.6 | 262 | 2.47 | ⊖ Same |
| Ovarian surgery | 0 | 0.1 | 121 | Not enough procedures to calculate SIR | |
| Pacemaker surgery | 1 | 0.3 | 163 | 3.48 | ⊖ Same |
| Rectal surgery | 0 | 0.1 | 16 | Not enough procedures to calculate SIR | |
| Small bowel surgery | 1 | 1.5 | 81 | 0.65 | ⊖ Same |
| Spinal fusion | 0 | 1.2 | 125 | 0.00 | ⊖ Same |
| Spleen surgery | 0 | 0.1 | 12 | Not enough procedures to calculate SIR | |
| Thoracic surgery | 0 | 0.4 | 210 | 0.00 | ⊖ Same |

Surgical Site Infection (SSI) - Pediatric

| Procedure Type | Reported SSI | Predicted SSI | Number of Procedures | 2017 | Compared with 2015 National Baseline |
|--|--------------|---------------|----------------------|---|--------------------------------------|
| Appendix surgery | 0 | 0.2 | 49 | Not enough procedures to calculate SIR | |
| Cesarean section | 0 | 0.0 | 5 | Not enough procedures to calculate SIR | |
| Colon surgery | 0 | 0.1 | 3 | Not enough procedures to calculate SIR | |
| Exploratory abdominal surgery (laparotomy) | 0 | 0.0 | 1 | Not enough procedures to calculate SIR | |
| Gallbladder surgery | 0 | 0.0 | 2 | Not enough procedures to calculate SIR | |
| Laminectomy | 0 | 0.0 | 1 | Not enough procedures to calculate SIR | |
| Open reduction of fracture | 0 | 0.0 | 8 | Not enough procedures to calculate SIR | |
| Small bowel surgery | 0 | 0.0 | 1 | Not enough procedures to calculate SIR | |
| Thoracic surgery | 0 | 0.0 | 2 | Not enough procedures to calculate SIR | |

Data tables available from the California Health and Human Services Open Data Portal: <https://chhs.data.ca.gov/>

Information on interpreting this report: <https://www.cdph.ca.gov/Programs/CHCQ/HAI/Pages/AnnualHAIReports.aspx>