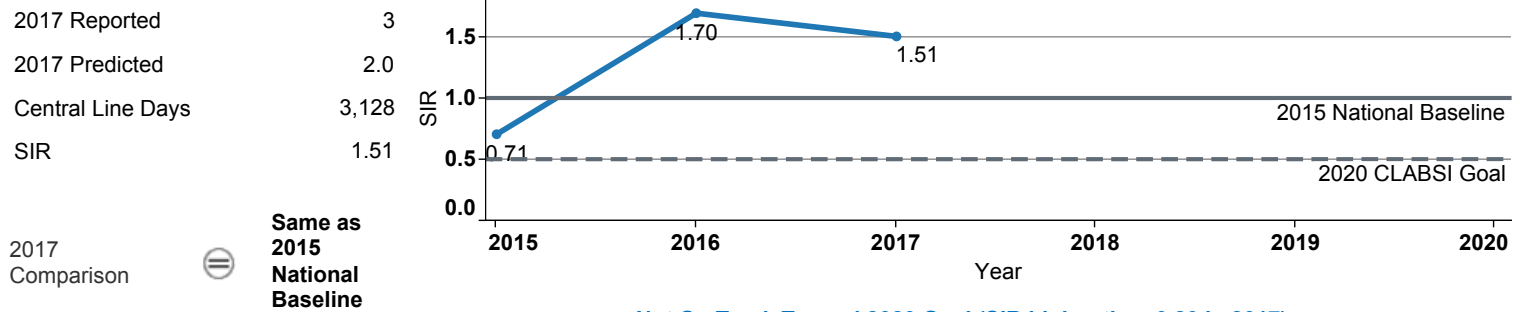


Hospital Characteristics

County	Medical School Affiliation	Hospital Type
Riverside	Undergraduate	Community, 125 – 250 beds

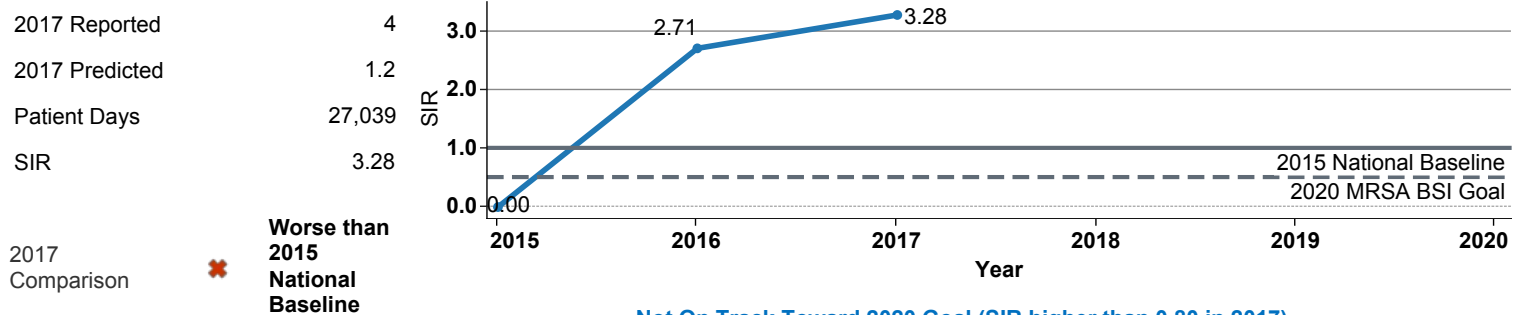
The **trend lines** show this hospital's healthcare-associated infection (HAI) incidence from 2015 to 2017, reported as standardized infection ratios (SIR) when possible. Each result is interpreted as the **Same**, **Better**, or **Worse** than the national or state comparison.

Central Line Associated Bloodstream Infection (CLABSI)



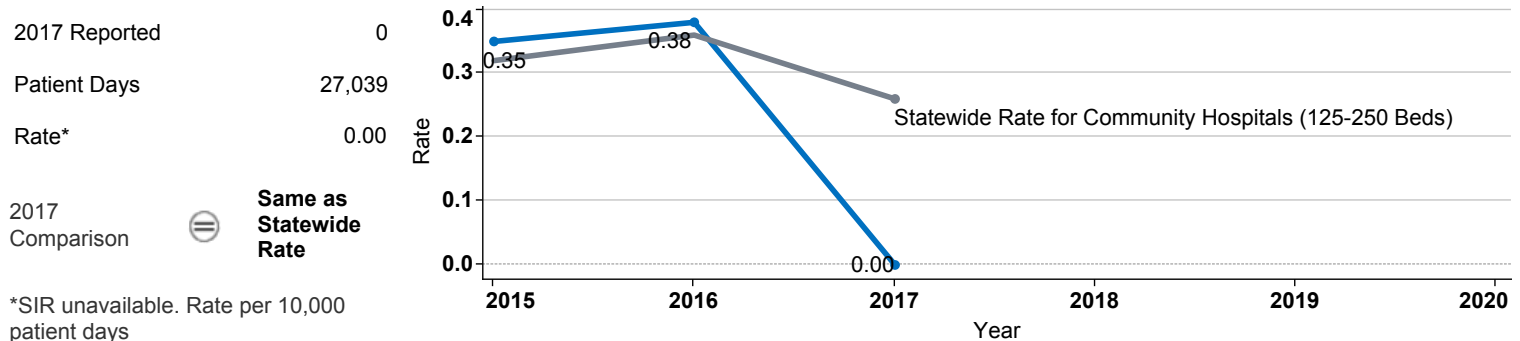
Not On Track Toward 2020 Goal (SIR higher than 0.80 in 2017)

Methicillin-Resistant *Staphylococcus aureus* Bloodstream Infection (MRSA BSI)



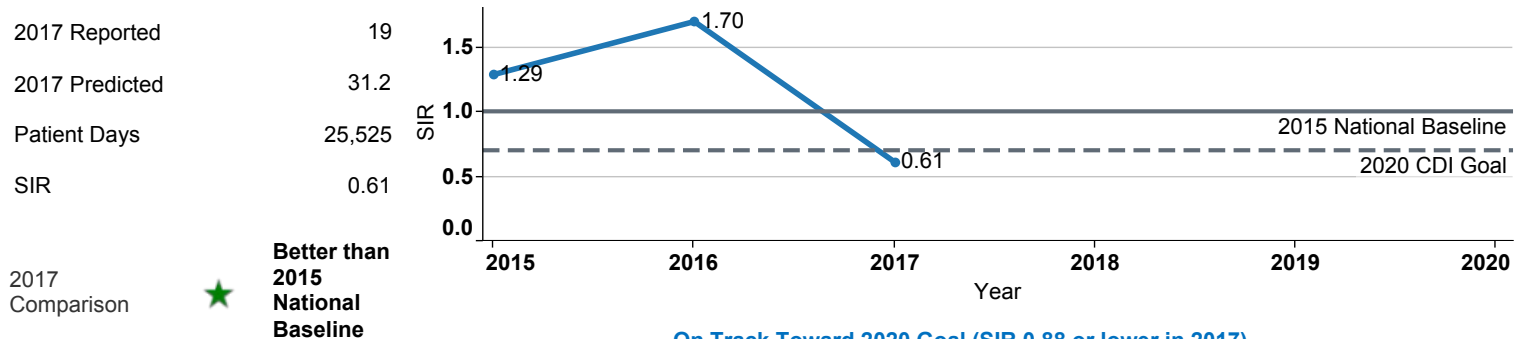
Not On Track Toward 2020 Goal (SIR higher than 0.80 in 2017)

Vancomycin-Resistant *Enterococcus* Bloodstream Infection (VRE BSI)



*SIR unavailable. Rate per 10,000 patient days

Clostridium difficile Infection (CDI)



On Track Toward 2020 Goal (SIR 0.88 or lower in 2017)

Surgical Site Infection (SSI) - Adult

Procedure Type	Reported SSI	Predicted SSI	Number of Procedures	2017	Compared with 2015 National Baseline
Abdominal aortic aneurysm repair	0	0.0	3	Not enough procedures to calculate SIR	
Appendix surgery	0	0.3	119	0.00	⊖ Same
Bile duct, liver or pancreatic surgery	0	0.1	7	Not enough procedures to calculate SIR	
Cesarean section	1	0.2	298	Not enough procedures to calculate SIR	
Colon surgery	1	1.3	65	0.78	⊖ Same
Exploratory abdominal surgery (laparotomy)	1	0.3	80	3.62	⊖ Same
Gallbladder surgery	0	0.4	206	0.00	⊖ Same
Gastric surgery	0	0.0	3	Not enough procedures to calculate SIR	
Hip prosthesis	1	0.3	52	3.20	⊖ Same
Hysterectomy, abdominal	1	0.3	73	3.10	⊖ Same
Hysterectomy, vaginal	0	0.1	22	Not enough procedures to calculate SIR	
Kidney surgery	0	0.0	1	Not enough procedures to calculate SIR	
Knee prosthesis	0	0.2	61	Not enough procedures to calculate SIR	
Laminectomy	0	0.4	101	0.00	⊖ Same
Open reduction of fracture	0	0.2	52	0.00	⊖ Same
Ovarian surgery	0	0.1	91	Not enough procedures to calculate SIR	
Pacemaker surgery	0	0.1	38	Not enough procedures to calculate SIR	
Rectal surgery	0	0.0	1	Not enough procedures to calculate SIR	
Small bowel surgery	0	0.7	36	0.00	⊖ Same
Spinal fusion	0	1.3	220	0.00	⊖ Same
Thoracic surgery	0	0.0	1	Not enough procedures to calculate SIR	

Surgical Site Infection (SSI) - Pediatric

Procedure Type	Reported SSI	Predicted SSI	Number of Procedures	2017	Compared with 2015 National Baseline
Appendix surgery	0	0.0	25	Not enough procedures to calculate SIR	
Cesarean section	0	0.0	1	Not enough procedures to calculate SIR	
Gallbladder surgery	0	0.0	4	Not enough procedures to calculate SIR	

Data tables available from the California Health and Human Services Open Data Portal: <https://chhs.data.ca.gov/>

Information on interpreting this report: <https://www.cdph.ca.gov/Programs/CHCQ/HAI/Pages/AnnualHAIReports.aspx>