

Healthcare-Associated Infections Report, 2017

Sutter Roseville Medical Center (Roseville)

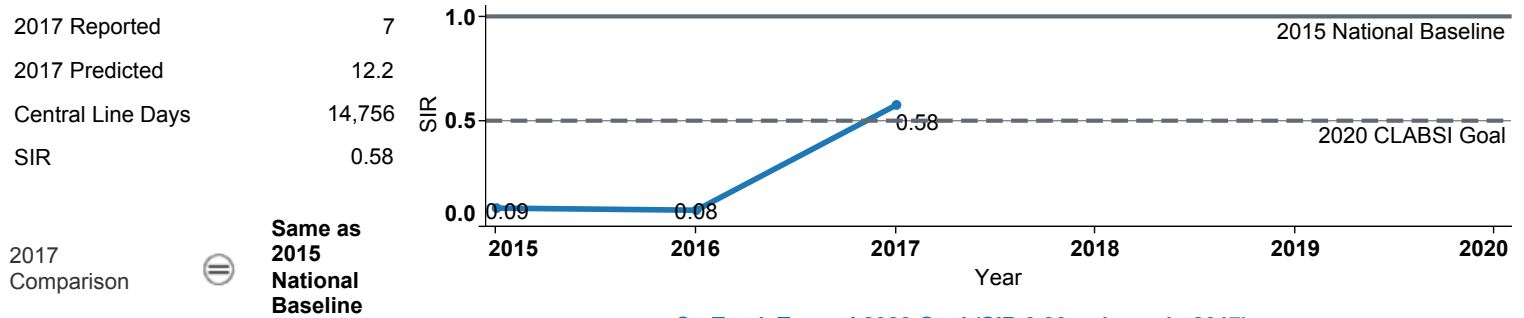


Hospital Characteristics

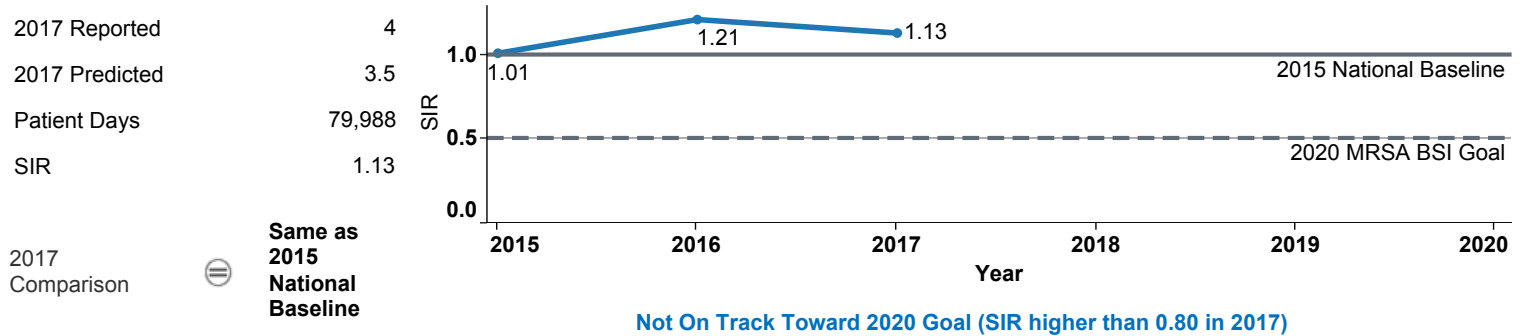
County	Medical School Affiliation	Hospital Type
Placer	No	Community, > 250 beds

The **trend lines** show this hospital's healthcare-associated infection (HAI) incidence from 2015 to 2017, reported as standardized infection ratios (SIR) when possible. Each result is interpreted as the **Same**, **Better**, or **Worse** than the national or state comparison.

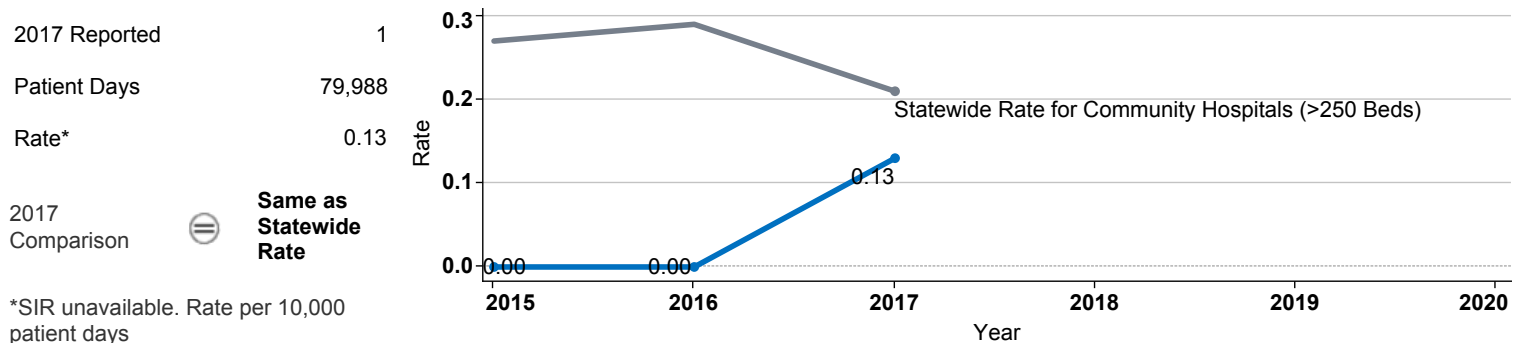
Central Line Associated Bloodstream Infection (CLABSI)



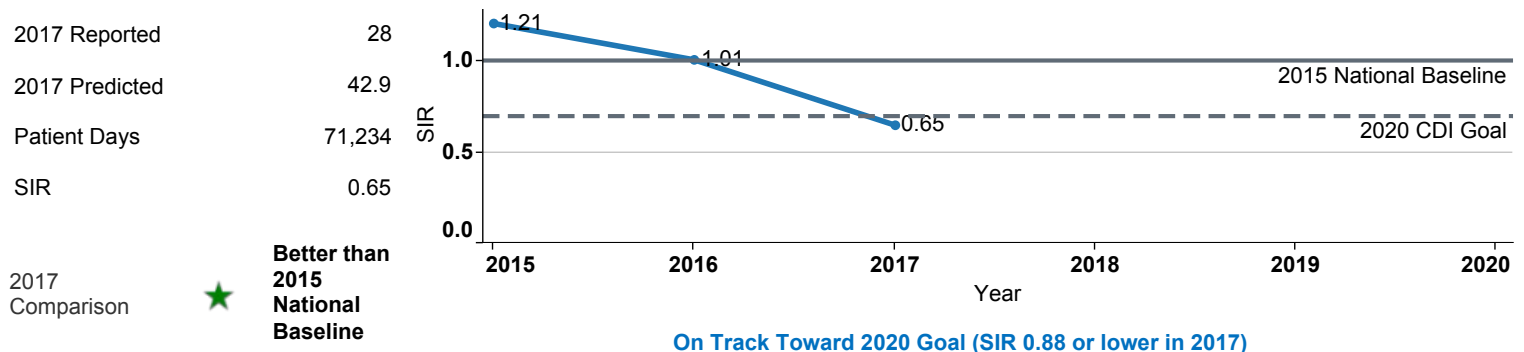
Methicillin-Resistant *Staphylococcus aureus* Bloodstream Infection (MRSA BSI)



Vancomycin-Resistant *Enterococcus* Bloodstream Infection (VRE BSI)



Clostridium difficile Infection (CDI)



Surgical Site Infection (SSI) - Adult

Procedure Type	Reported SSI	Predicted SSI	Number of Procedures	2017	Compared with 2015 National Baseline
Appendix surgery	1	0.5	217	1.94	⊖ Same
Bile duct, liver or pancreatic surgery	0	0.2	20	0.00	⊖ Same
Cardiac surgery	0	0.0	8	Not enough procedures to calculate SIR	
Cesarean section	1	0.5	679	1.85	⊖ Same
Colon surgery	6	5.1	210	1.17	⊖ Same
Exploratory abdominal surgery (laparotomy)	0	1.6	353	0.00	⊖ Same
Gallbladder surgery	1	1.0	333	0.98	⊖ Same
Gastric surgery	0	0.9	181	0.00	⊖ Same
Hip prosthesis	0	1.9	381	0.00	⊖ Same
Hysterectomy, abdominal	0	0.8	122	0.00	⊖ Same
Hysterectomy, vaginal	0	0.4	102	0.00	⊖ Same
Kidney surgery	0	0.1	28	Not enough procedures to calculate SIR	
Knee prosthesis	4	1.3	405	3.14	⊖ Same
Laminectomy	0	1.6	530	0.00	⊖ Same
Open reduction of fracture	3	3.3	422	0.91	⊖ Same
Ovarian surgery	0	0.1	89	Not enough procedures to calculate SIR	
Pacemaker surgery	1	0.3	172	3.56	⊖ Same
Rectal surgery	0	0.4	42	0.00	⊖ Same
Small bowel surgery	6	3.9	196	1.55	⊖ Same
Spinal fusion	1	4.2	594	0.24	⊖ Same
Spleen surgery	1	0.1	16	Not enough procedures to calculate SIR	
Thoracic surgery	0	0.3	135	0.00	⊖ Same

Surgical Site Infection (SSI) - Pediatric

Procedure Type	Reported SSI	Predicted SSI	Number of Procedures	2017	Compared with 2015 National Baseline
Appendix surgery	0	0.2	65	Not enough procedures to calculate SIR	
Cesarean section	0	0.0	1	Not enough procedures to calculate SIR	
Colon surgery	0	0.0	3	Not enough procedures to calculate SIR	
Exploratory abdominal surgery (laparotomy)	0	0.0	3	Not enough procedures to calculate SIR	
Gallbladder surgery	0	0.0	2	Not enough procedures to calculate SIR	
Open reduction of fracture	0	0.0	19	Not enough procedures to calculate SIR	
Thoracic surgery	0	0.0	1	Not enough procedures to calculate SIR	

Data tables available from the California Health and Human Services Open Data Portal: <https://chhs.data.ca.gov/>

Information on interpreting this report: <https://www.cdph.ca.gov/Programs/CHCQ/HAI/Pages/AnnualHAIReports.aspx>