

Healthcare-Associated Infections Report, 2017  
Saddleback Memorial Medical Center (Laguna Hills)

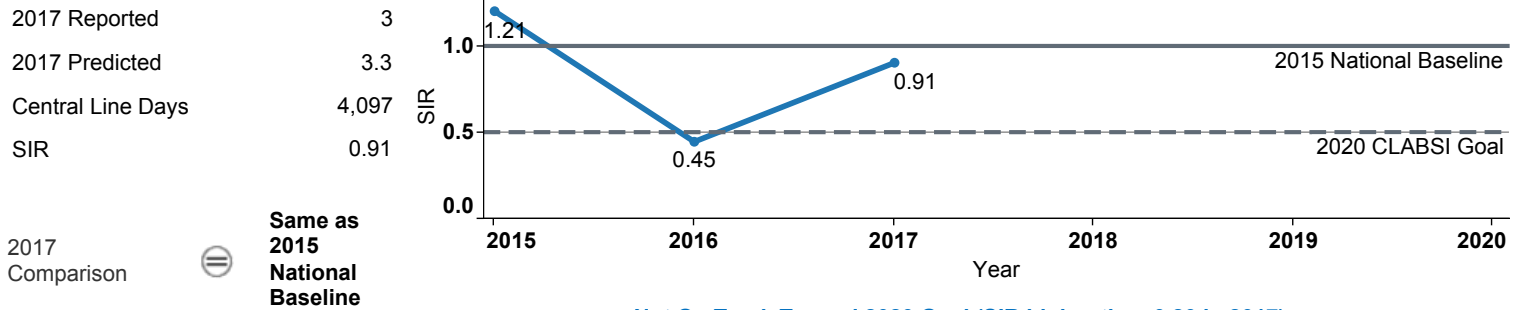


### Hospital Characteristics

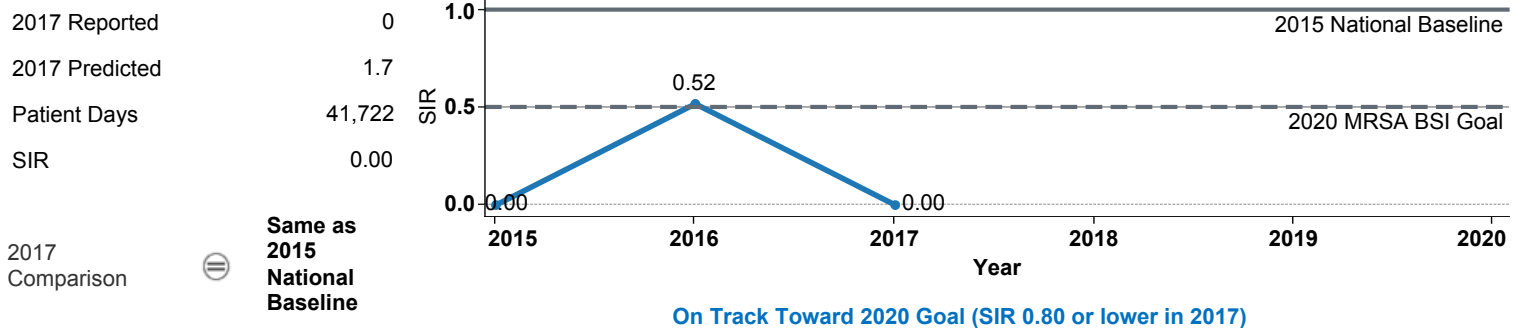
County	Medical School Affiliation	Hospital Type
Orange	No	Community, 125 – 250 beds

The **trend lines** show this hospital's healthcare-associated infection (HAI) incidence from 2015 to 2017, reported as standardized infection ratios (SIR) when possible. Each result is interpreted as the **Same**, **Better**, or **Worse** than the national or state comparison.

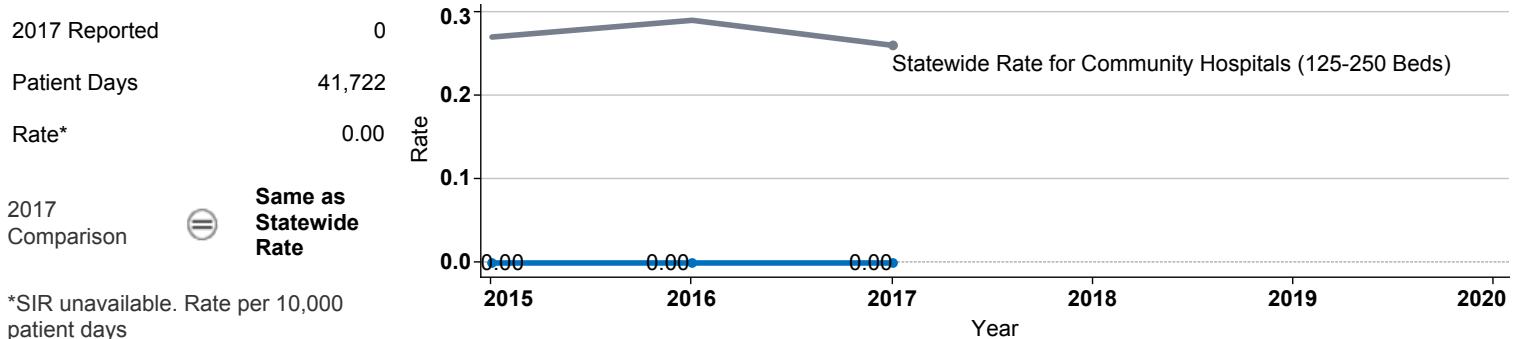
### Central Line Associated Bloodstream Infection (CLABSI)



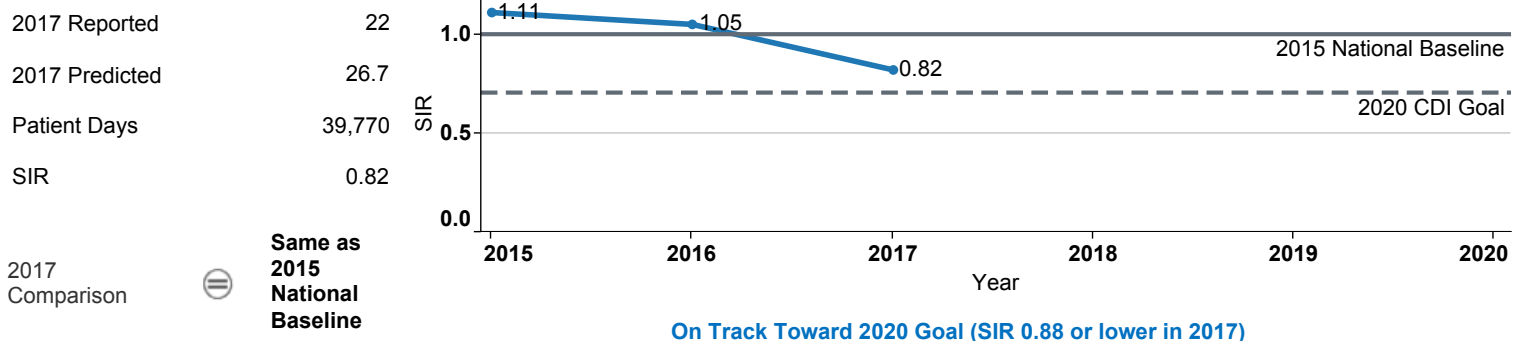
### Methicillin-Resistant *Staphylococcus aureus* Bloodstream Infection (MRSA BSI)



### Vancomycin-Resistant *Enterococcus* Bloodstream Infection (VRE BSI)



### *Clostridium difficile* Infection (CDI)



## Surgical Site Infection (SSI) - Adult

Procedure Type	Reported SSI	Predicted SSI	Number of Procedures	2017	Compared with 2015 National Baseline
Abdominal aortic aneurysm repair	0	0.0	2	Not enough procedures to calculate SIR	
Appendix surgery	0	0.4	123	0.00	⊖ Same
Bile duct, liver or pancreatic surgery	0	0.0	3	Not enough procedures to calculate SIR	
Cardiac surgery	0	0.1	31	Not enough procedures to calculate SIR	
Cesarean section	0	0.6	741	0.00	⊖ Same
Colon surgery	0	3.2	136	0.00	★ Better
Coronary bypass, chest and donor incisions	0	0.3	61	0.00	⊖ Same
Exploratory abdominal surgery (laparotomy)	1	0.9	169	1.17	⊖ Same
Gallbladder surgery	1	0.4	148	2.29	⊖ Same
Gastric surgery	0	0.6	43	0.00	⊖ Same
Hip prosthesis	1	1.4	293	0.74	⊖ Same
Hysterectomy, abdominal	1	1.2	226	0.85	⊖ Same
Hysterectomy, vaginal	0	0.2	56	0.00	⊖ Same
Kidney surgery	0	0.1	21	Not enough procedures to calculate SIR	
Knee prosthesis	0	1.1	376	0.00	⊖ Same
Laminectomy	0	0.5	174	0.00	⊖ Same
Open reduction of fracture	1	0.8	171	1.31	⊖ Same
Ovarian surgery	1	0.2	265	Not enough procedures to calculate SIR	
Pacemaker surgery	2	0.5	302	4.30	⊖ Same
Rectal surgery	0	0.2	17	Not enough procedures to calculate SIR	
Small bowel surgery	0	1.3	70	0.00	⊖ Same
Spinal fusion	0	1.6	226	0.00	⊖ Same
Spleen surgery	0	0.0	4	Not enough procedures to calculate SIR	
Thoracic surgery	1	0.3	142	3.23	⊖ Same

## Surgical Site Infection (SSI) - Pediatric

This hospital did not report pediatric surgical procedures in 2017.

Data tables available from the California Health and Human Services Open Data Portal: <https://chhs.data.ca.gov/>

Information on interpreting this report: <https://www.cdph.ca.gov/Programs/CHCQ/HAI/Pages/AnnualHAIReports.aspx>