

Healthcare-Associated Infections Report, 2017

Orange County Global Medical Center (Santa Ana)

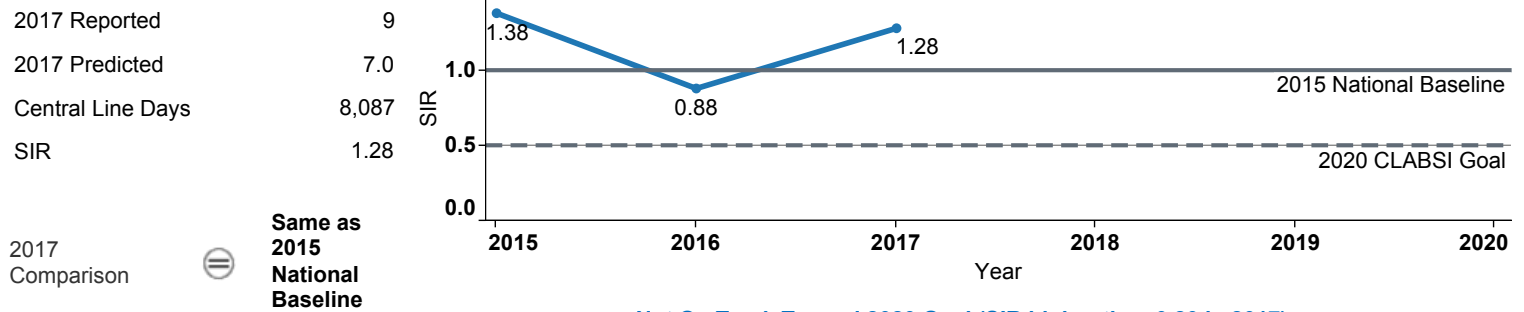


Hospital Characteristics

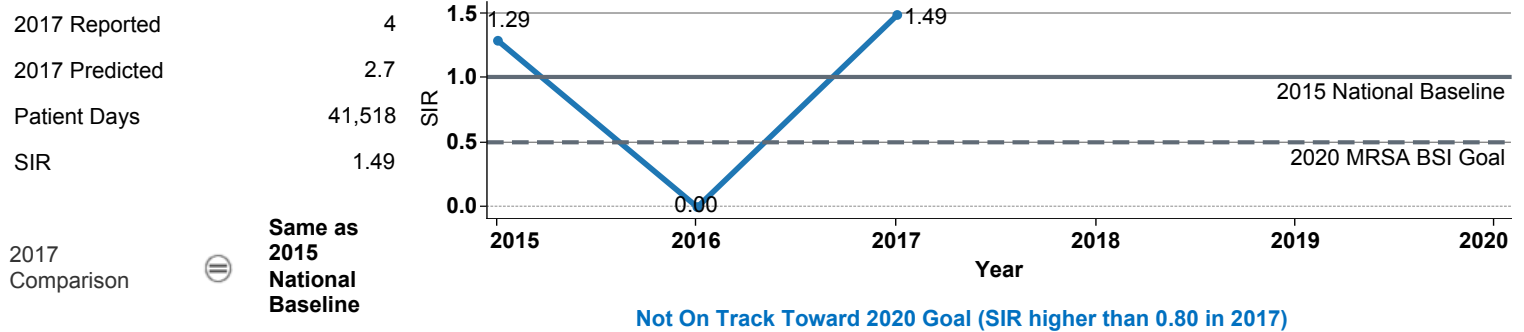
County	Medical School Affiliation	Hospital Type
Orange	No	Community, > 250 beds

The **trend lines** show this hospital's healthcare-associated infection (HAI) incidence from 2015 to 2017, reported as standardized infection ratios (SIR) when possible. Each result is interpreted as the **Same**, **Better**, or **Worse** than the national or state comparison.

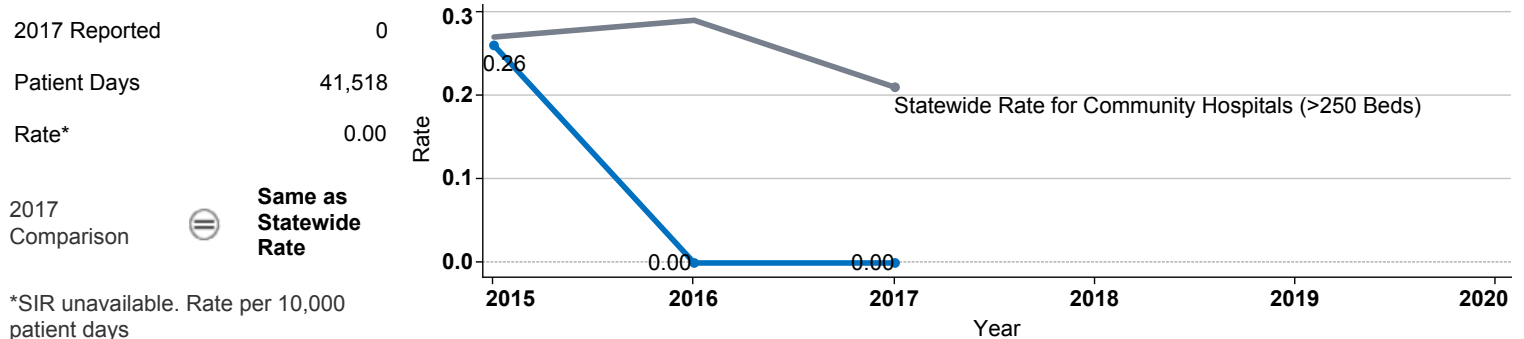
Central Line Associated Bloodstream Infection (CLABSI)



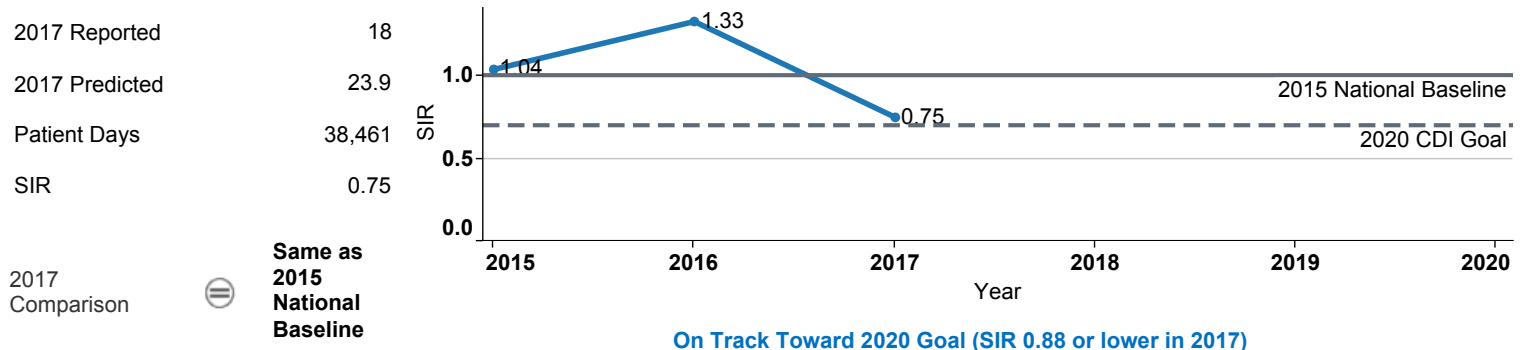
Methicillin-Resistant *Staphylococcus aureus* Bloodstream Infection (MRSA BSI)



Vancomycin-Resistant *Enterococcus* Bloodstream Infection (VRE BSI)



Clostridium difficile Infection (CDI)



Surgical Site Infection (SSI) - Adult

Procedure Type	Reported SSI	Predicted SSI	Number of Procedures	2017	Compared with 2015 National Baseline
Appendix surgery	0	0.1	47	Not enough procedures to calculate SIR	
Bile duct, liver or pancreatic surgery	0	0.3	35	0.00	⊖ Same
Cardiac surgery	0	0.1	25	Not enough procedures to calculate SIR	
Cesarean section	1	0.5	707	2.05	⊖ Same
Colon surgery	0	1.5	57	0.00	⊖ Same
Coronary bypass, chest and donor incisions	0	0.2	29	Not enough procedures to calculate SIR	
Coronary bypass, chest incision only	0	0.0	4	Not enough procedures to calculate SIR	
Exploratory abdominal surgery (laparotomy)	1	1.3	144	0.79	⊖ Same
Gallbladder surgery	0	0.3	116	0.00	⊖ Same
Gastric surgery	0	0.2	18	0.00	⊖ Same
Hip prosthesis	0	0.1	24	Not enough procedures to calculate SIR	
Hysterectomy, abdominal	1	0.6	86	1.80	⊖ Same
Hysterectomy, vaginal	0	0.1	15	Not enough procedures to calculate SIR	
Kidney surgery	0	0.0	7	Not enough procedures to calculate SIR	
Knee prosthesis	1	0.3	28	3.64	⊖ Same
Laminectomy	0	0.2	75	0.00	⊖ Same
Open reduction of fracture	1	1.7	198	0.59	⊖ Same
Ovarian surgery	0	0.1	129	Not enough procedures to calculate SIR	
Pacemaker surgery	0	0.1	54	Not enough procedures to calculate SIR	
Rectal surgery	0	0.0	1	Not enough procedures to calculate SIR	
Small bowel surgery	1	1.0	52	1.03	⊖ Same
Spinal fusion	0	1.0	73	0.00	⊖ Same
Spleen surgery	0	0.1	10	Not enough procedures to calculate SIR	
Thoracic surgery	0	0.1	23	Not enough procedures to calculate SIR	

Surgical Site Infection (SSI) - Pediatric

Procedure Type	Reported SSI	Predicted SSI	Number of Procedures	2017	Compared with 2015 National Baseline
Appendix surgery	0	0.0	4	Not enough procedures to calculate SIR	
Cesarean section	0	0.0	4	Not enough procedures to calculate SIR	
Exploratory abdominal surgery (laparotomy)	0	0.0	1	Not enough procedures to calculate SIR	
Gallbladder surgery	0	0.0	1	Not enough procedures to calculate SIR	
Open reduction of fracture	0	0.0	3	Not enough procedures to calculate SIR	
Small bowel surgery	0	0.0	2	Not enough procedures to calculate SIR	

Data tables available from the California Health and Human Services Open Data Portal: <https://chhs.data.ca.gov/>

Information on interpreting this report: <https://www.cdph.ca.gov/Programs/CHCQ/HAI/Pages/AnnualHAIReports.aspx>