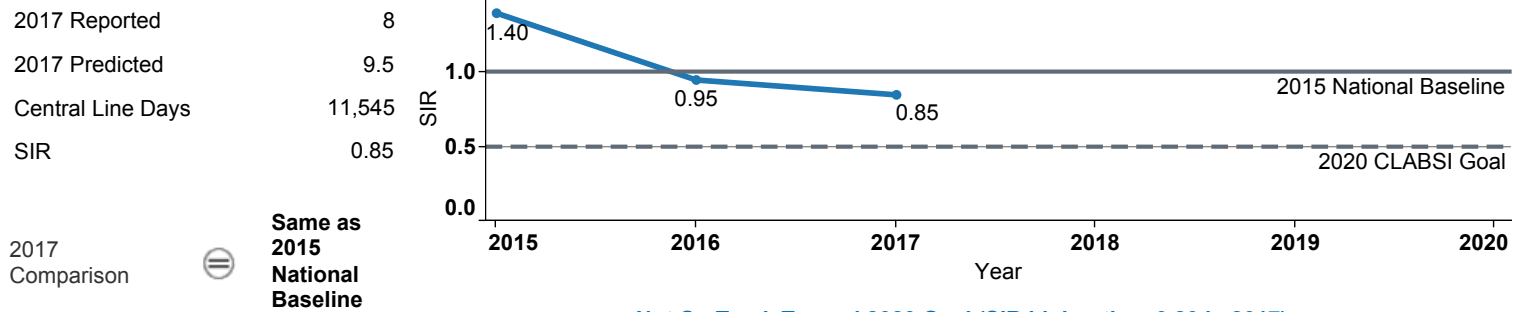


Hospital Characteristics

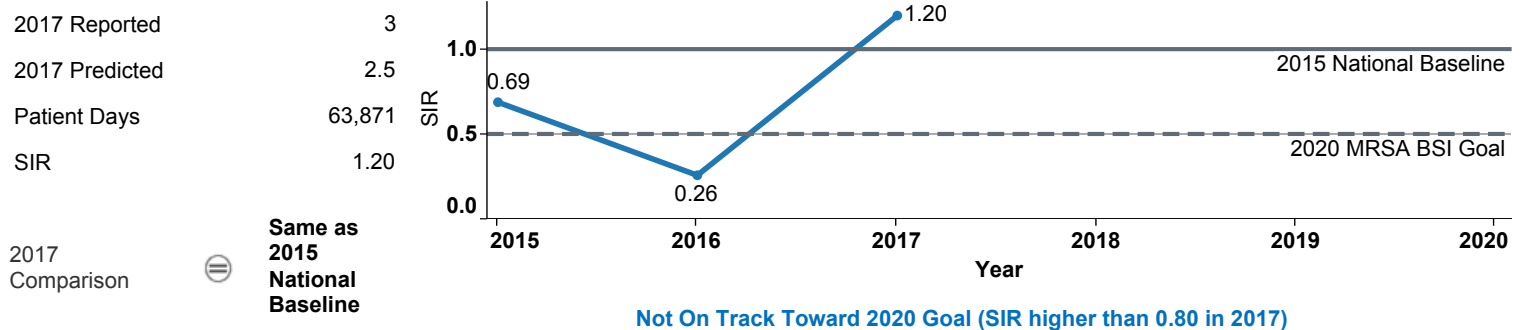
County	Medical School Affiliation	Hospital Type
Orange	No	Community, > 250 beds

The **trend lines** show this hospital's healthcare-associated infection (HAI) incidence from 2015 to 2017, reported as standardized infection ratios (SIR) when possible. Each result is interpreted as the **Same**, **Better**, or **Worse** than the national or state comparison.

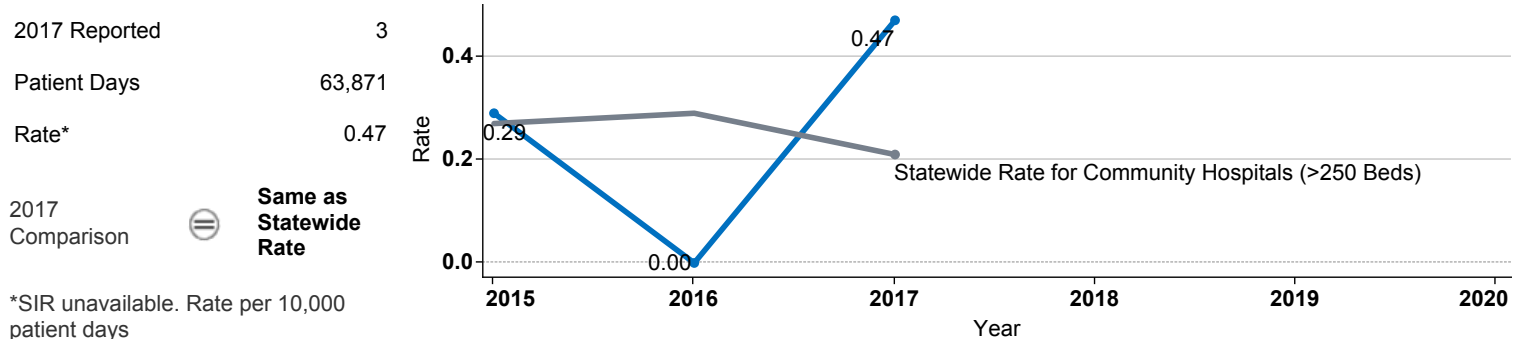
Central Line Associated Bloodstream Infection (CLABSI)



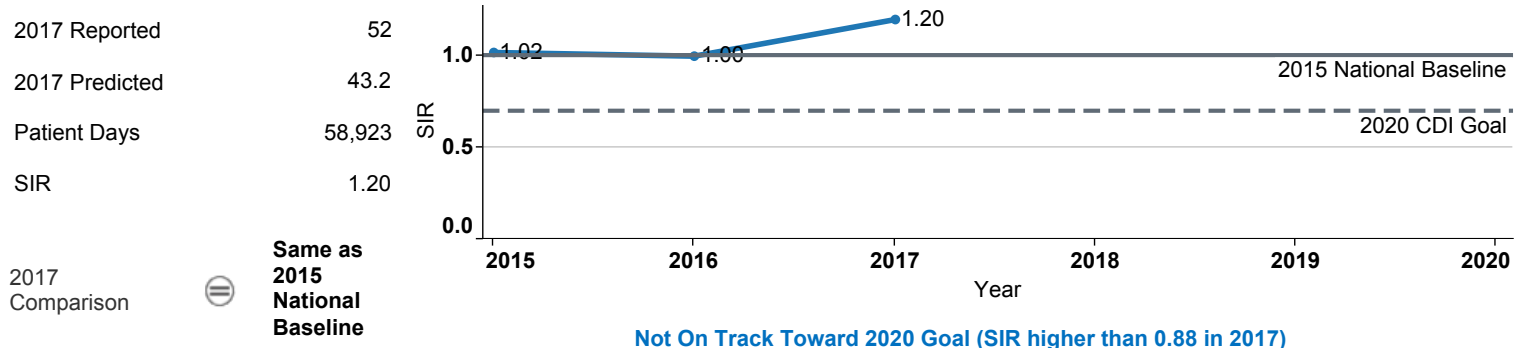
Methicillin-Resistant *Staphylococcus aureus* Bloodstream Infection (MRSA BSI)



Vancomycin-Resistant *Enterococcus* Bloodstream Infection (VRE BSI)



Clostridium difficile Infection (CDI)



Surgical Site Infection (SSI) - Adult

Procedure Type	Reported SSI	Predicted SSI	Number of Procedures	2017	Compared with 2015 National Baseline
Abdominal aortic aneurysm repair	0	0.0	2	Not enough procedures to calculate SIR	
Appendix surgery	3	0.5	236	5.68	✖ Worse
Bile duct, liver or pancreatic surgery	0	0.4	21	0.00	⊖ Same
Cardiac surgery	0	0.8	108	0.00	⊖ Same
Cesarean section	0	0.5	675	0.00	⊖ Same
Colon surgery	6	3.8	155	1.59	⊖ Same
Coronary bypass, chest and donor incisions	0	0.5	144	0.00	⊖ Same
Coronary bypass, chest incision only	0	0.0	11	Not enough procedures to calculate SIR	
Exploratory abdominal surgery (laparotomy)	1	1.4	206	0.71	⊖ Same
Gallbladder surgery	1	0.7	232	1.38	⊖ Same
Gastric surgery	0	0.9	46	0.00	⊖ Same
Hip prosthesis	0	1.2	242	0.00	⊖ Same
Hysterectomy, abdominal	0	0.4	80	0.00	⊖ Same
Hysterectomy, vaginal	0	0.2	48	0.00	⊖ Same
Kidney surgery	0	0.1	18	Not enough procedures to calculate SIR	
Knee prosthesis	2	0.8	270	2.46	⊖ Same
Laminectomy	0	1.2	478	0.00	⊖ Same
Open reduction of fracture	0	2.3	376	0.00	⊖ Same
Ovarian surgery	0	0.1	122	Not enough procedures to calculate SIR	
Pacemaker surgery	0	0.3	158	0.00	⊖ Same
Rectal surgery	0	0.1	12	Not enough procedures to calculate SIR	
Small bowel surgery	2	1.5	77	1.34	⊖ Same
Spinal fusion	2	4.2	628	0.48	⊖ Same
Spleen surgery	0	0.1	9	Not enough procedures to calculate SIR	
Thoracic surgery	0	0.5	220	0.00	⊖ Same

Surgical Site Infection (SSI) - Pediatric

Procedure Type	Reported SSI	Predicted SSI	Number of Procedures	2017	Compared with 2015 National Baseline
Appendix surgery	0	0.0	4	Not enough procedures to calculate SIR	
Cesarean section	0	0.0	2	Not enough procedures to calculate SIR	
Colon surgery	0	0.0	1	Not enough procedures to calculate SIR	
Exploratory abdominal surgery (laparotomy)	0	0.0	1	Not enough procedures to calculate SIR	
Gallbladder surgery	0	0.0	1	Not enough procedures to calculate SIR	
Open reduction of fracture	0	0.0	2	Not enough procedures to calculate SIR	
Thoracic surgery	0	0.0	1	Not enough procedures to calculate SIR	

Data tables available from the California Health and Human Services Open Data Portal: <https://chhs.data.ca.gov/>

Information on interpreting this report: <https://www.cdph.ca.gov/Programs/CHCQ/HAI/Pages/AnnualHAIReports.aspx>