

# Healthcare-Associated Infections Report, 2017

## Mission Hospital Laguna Beach (Laguna Beach)

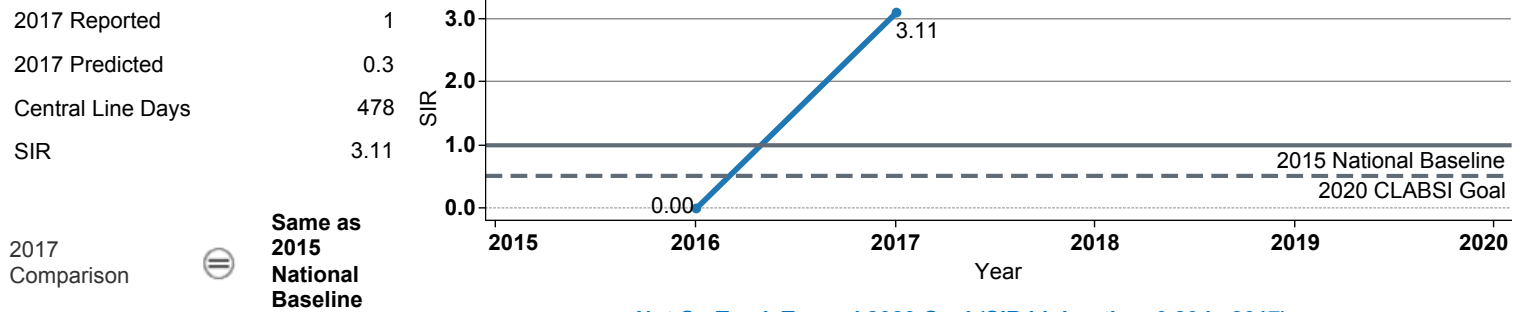


### Hospital Characteristics

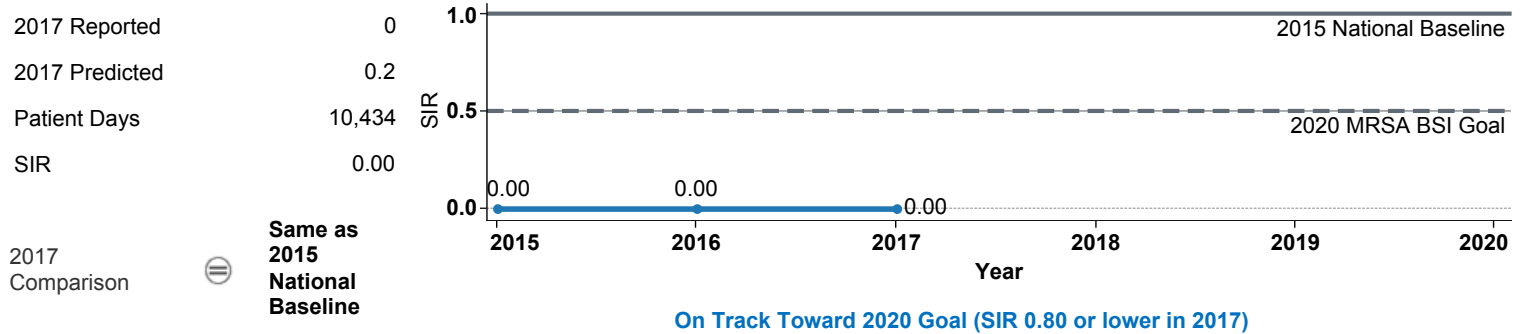
County	Medical School Affiliation	Hospital Type
Orange	No	Community, < 125 beds

The **trend lines** show this hospital's healthcare-associated infection (HAI) incidence from 2015 to 2017, reported as standardized infection ratios (SIR) when possible. Each result is interpreted as the **Same**, **Better**, or **Worse** than the national or state comparison.

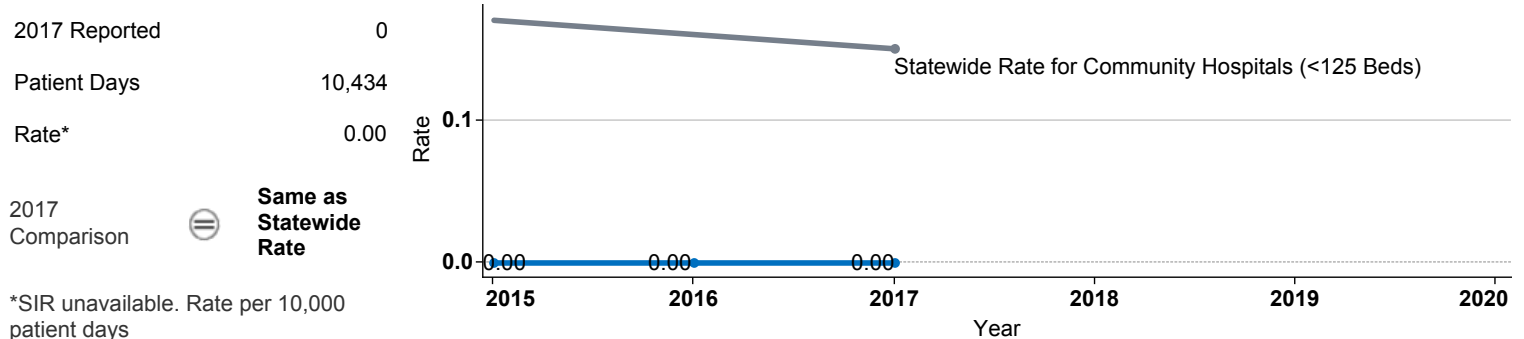
### Central Line Associated Bloodstream Infection (CLABSI)



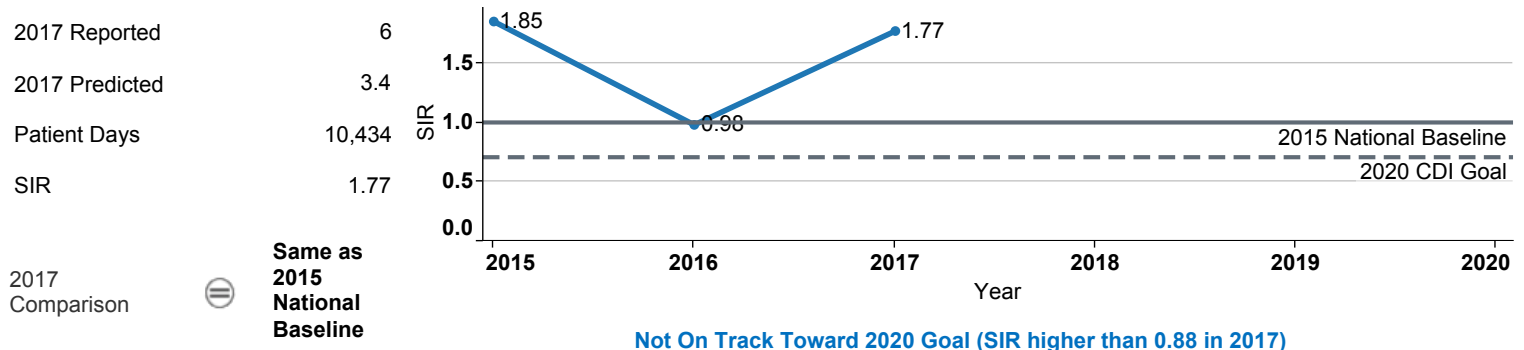
### Methicillin-Resistant *Staphylococcus aureus* Bloodstream Infection (MRSA BSI)



### Vancomycin-Resistant *Enterococcus* Bloodstream Infection (VRE BSI)



### *Clostridium difficile* Infection (CDI)



## Surgical Site Infection (SSI) - Adult

Procedure Type	Reported SSI	Predicted SSI	Number of Procedures	2017	Compared with 2015 National Baseline
Appendix surgery	0	0.1	44	Not enough procedures to calculate SIR	
Bile duct, liver or pancreatic surgery	0	0.0	1	Not enough procedures to calculate SIR	
Colon surgery	1	0.4	27	2.58	⊖ Same
Exploratory abdominal surgery (laparotomy)	0	0.1	24	Not enough procedures to calculate SIR	
Gallbladder surgery	0	0.0	15	Not enough procedures to calculate SIR	
Gastric surgery	0	0.0	2	Not enough procedures to calculate SIR	
Hip prosthesis	1	0.4	116	2.59	⊖ Same
Knee prosthesis	1	0.3	155	3.34	⊖ Same
Laminectomy	0	0.1	25	Not enough procedures to calculate SIR	
Open reduction of fracture	1	0.3	70	3.01	⊖ Same
Ovarian surgery	0	0.0	4	Not enough procedures to calculate SIR	
Rectal surgery	0	0.1	7	Not enough procedures to calculate SIR	
Small bowel surgery	0	0.1	7	Not enough procedures to calculate SIR	
Spinal fusion	0	0.0	12	Not enough procedures to calculate SIR	
Thoracic surgery	0	0.0	1	Not enough procedures to calculate SIR	

## Surgical Site Infection (SSI) - Pediatric

This hospital did not report pediatric surgical procedures in 2017.

Data tables available from the California Health and Human Services Open Data Portal: <https://chhs.data.ca.gov/>

Information on interpreting this report: <https://www.cdph.ca.gov/Programs/CHCQ/HAI/Pages/AnnualHAIReports.aspx>