

# Healthcare-Associated Infections Report, 2017

Natividad Medical Center (Salinas)

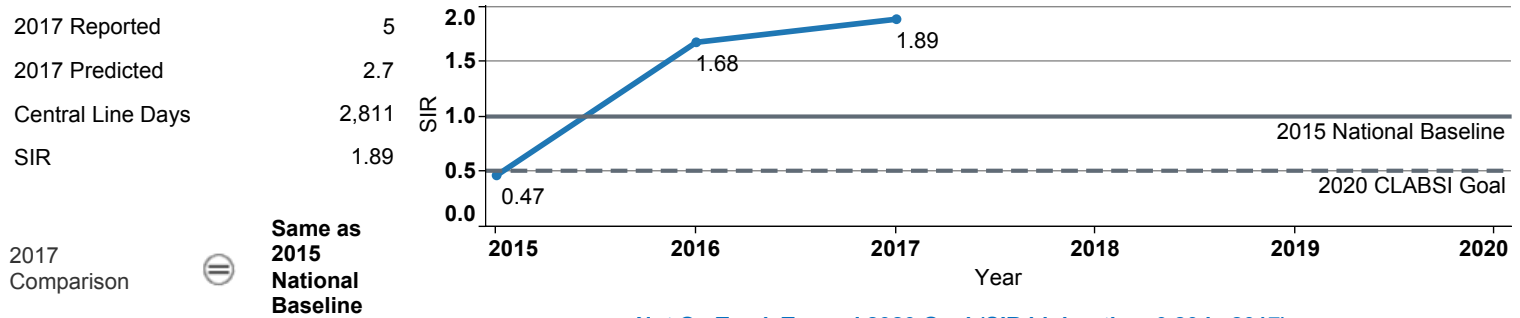


## Hospital Characteristics

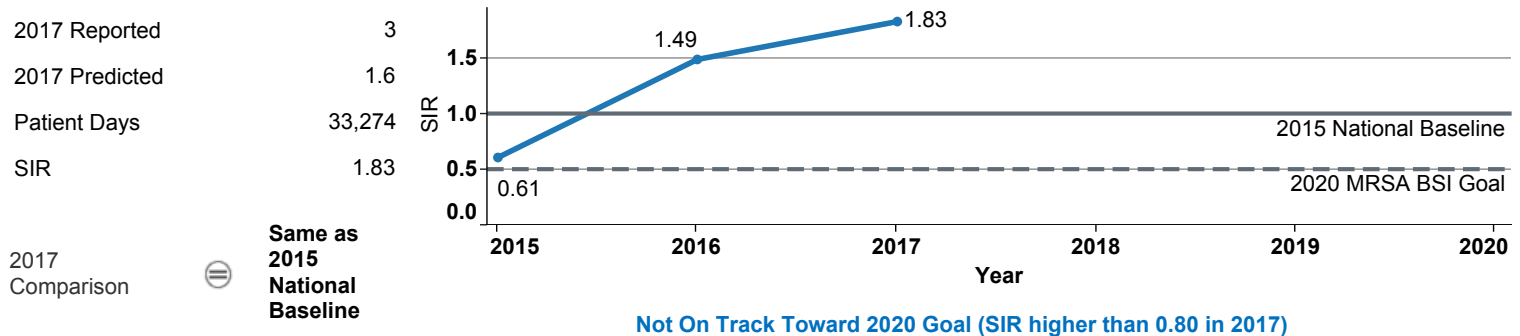
County	Medical School Affiliation	Hospital Type
Monterey	Major	Major Teaching

The **trend lines** show this hospital's healthcare-associated infection (HAI) incidence from 2015 to 2017, reported as standardized infection ratios (SIR) when possible. Each result is interpreted as the **Same**, **Better**, or **Worse** than the national or state comparison.

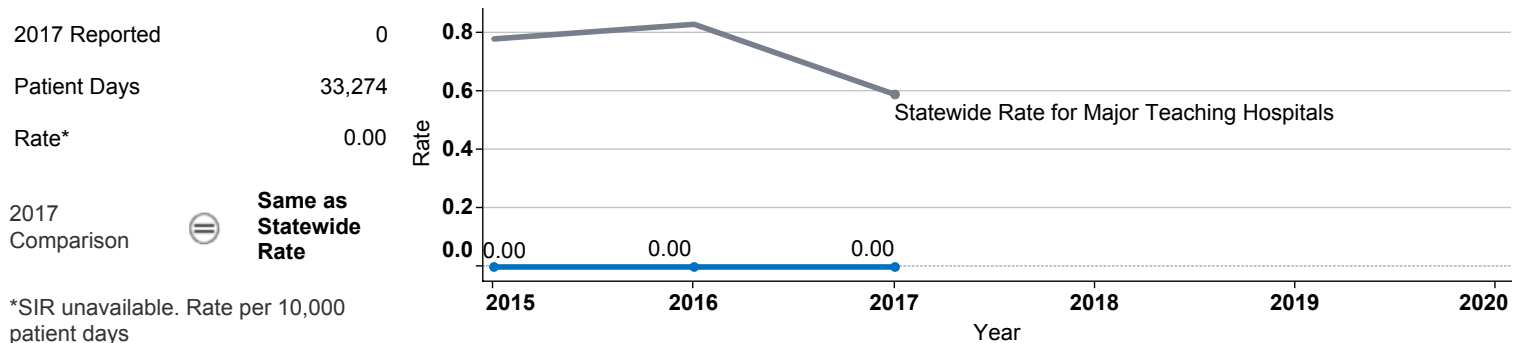
## Central Line Associated Bloodstream Infection (CLABSI)



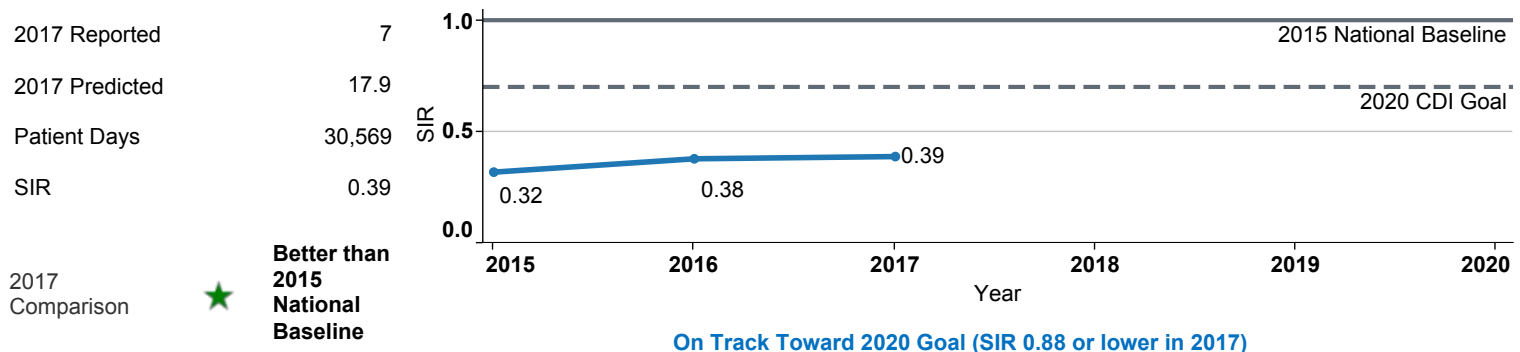
## Methicillin Resistant *Staphylococcus aureus* Bloodstream Infection (MRSA BSI)



## Vancomycin Resistant *Enterococcus* Bloodstream Infection (VRE BSI)



## *Clostridium difficile* Infection (CDI)



## Surgical Site Infection (SSI) Adult

Procedure Type	Reported SSI	Predicted SSI	Number of Procedures	2017	Compared with 2015 National Baseline
Appendix surgery	0	0.2	84	0.00	⊖ Same
Bile duct, liver or pancreatic surgery	0	0.2	15	0.00	⊖ Same
Cardiac surgery	0	0.0	4	Not enough procedures to calculate SIR	
Cesarean section	0	1.9	541	0.00	⊖ Same
Colon surgery	1	1.4	41	0.74	⊖ Same
Exploratory abdominal surgery (laparotomy)	1	0.8	85	1.24	⊖ Same
Gallbladder surgery	1	0.3	230	3.29	⊖ Same
Gastric surgery	0	0.1	15	Not enough procedures to calculate SIR	
Hip prosthesis	1	0.2	24	Not enough procedures to calculate SIR	
Hysterectomy, abdominal	0	0.1	22	Not enough procedures to calculate SIR	
Hysterectomy, vaginal	0	0.2	26	Not enough procedures to calculate SIR	
Kidney surgery	1	0.0	11	Not enough procedures to calculate SIR	
Knee prosthesis	0	0.2	35	Not enough procedures to calculate SIR	
Laminectomy	0	0.1	21	Not enough procedures to calculate SIR	
Open reduction of fracture	4	1.7	163	2.38	⊖ Same
Ovarian surgery	0	0.0	47	Not enough procedures to calculate SIR	
Pacemaker surgery	0	0.0	11	Not enough procedures to calculate SIR	
Rectal surgery	0	0.1	5	Not enough procedures to calculate SIR	
Small bowel surgery	0	2.4	110	0.00	⊖ Same
Spinal fusion	0	0.3	16	0.00	⊖ Same
Spleen surgery	0	0.1	8	Not enough procedures to calculate SIR	
Thoracic surgery	0	0.1	21	Not enough procedures to calculate SIR	

## Surgical Site Infection (SSI) Pediatric

Procedure Type	Reported SSI	Predicted SSI	Number of Procedures	2017	Compared with 2015 National Baseline
Appendix surgery	0	0.1	61	Not enough procedures to calculate SIR	
Cesarean section	0	0.0	11	Not enough procedures to calculate SIR	
Colon surgery	0	0.1	2	Not enough procedures to calculate SIR	
Exploratory abdominal surgery (laparotomy)	0	0.0	1	Not enough procedures to calculate SIR	
Gallbladder surgery	0	0.0	4	Not enough procedures to calculate SIR	
Open reduction of fracture	0	0.0	9	Not enough procedures to calculate SIR	

Data tables available from the California Health and Human Services Open Data Portal: <https://chhs.data.ca.gov/>

Information on interpreting this report: <https://www.cdph.ca.gov/Programs/CHCQ/HAI/Pages/AnnualHAIReports.aspx>