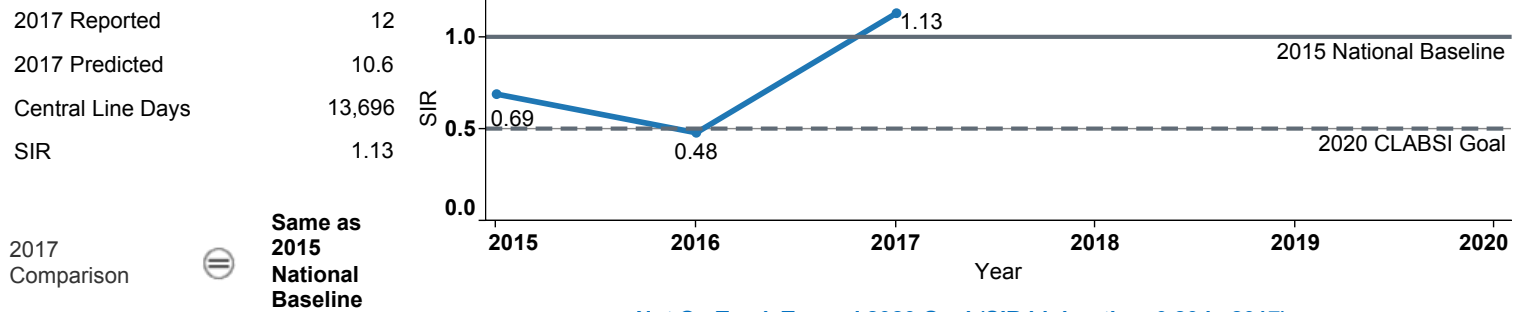


Hospital Characteristics

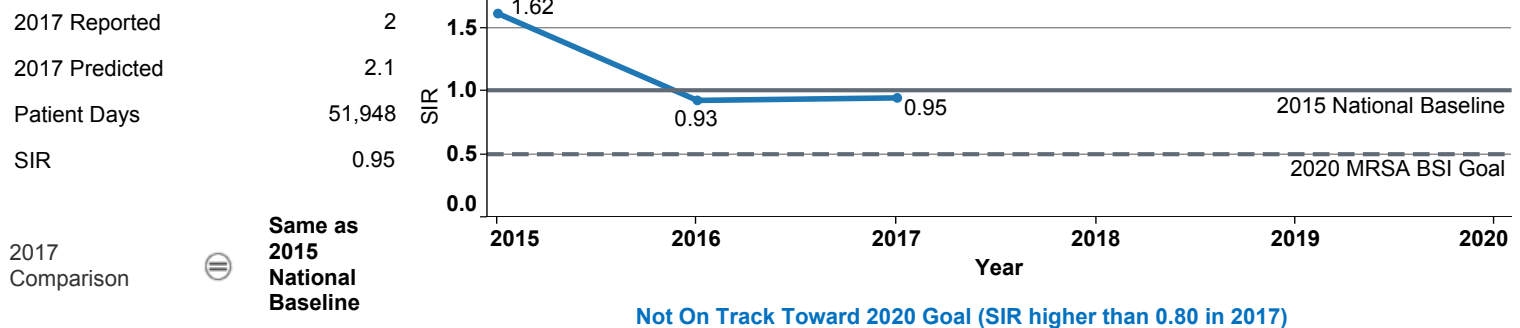
County	Medical School Affiliation	Hospital Type
Monterey	No	Community, > 250 beds

The **trend lines** show this hospital's healthcare-associated infection (HAI) incidence from 2015 to 2017, reported as standardized infection ratios (SIR) when possible. Each result is interpreted as the **Same**, **Better**, or **Worse** than the national or state comparison.

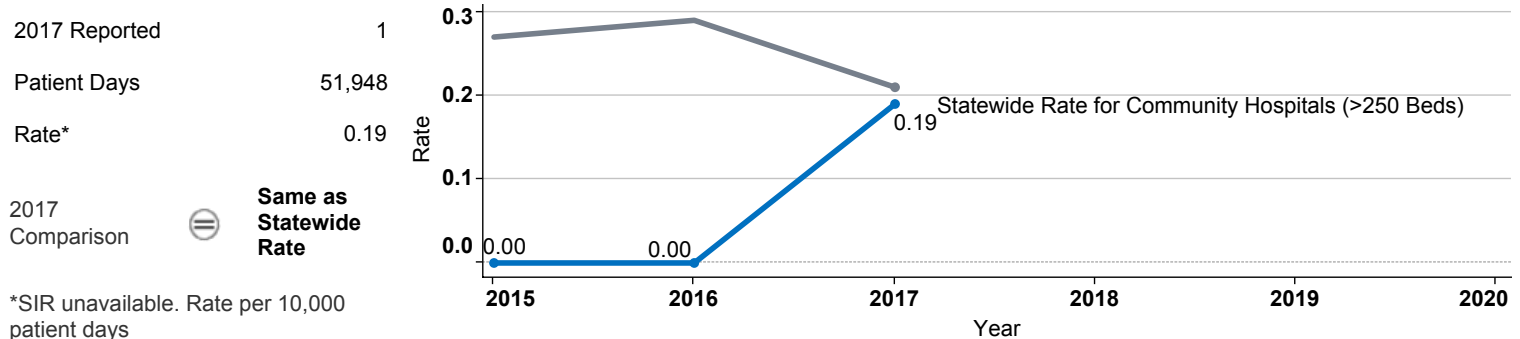
Central Line Associated Bloodstream Infection (CLABSI)



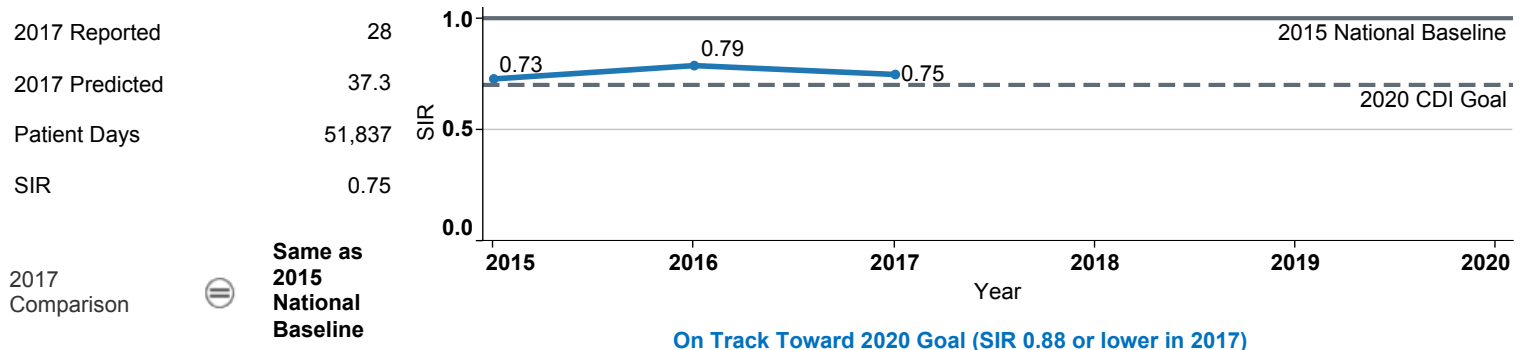
Methicillin Resistant *Staphylococcus aureus* Bloodstream Infection (MRSA BSI)



Vancomycin Resistant *Enterococcus* Bloodstream Infection (VRE BSI)



Clostridium difficile Infection (CDI)



Surgical Site Infection (SSI) Adult

Procedure Type	Reported SSI	Predicted SSI	Number of Procedures	2017	Compared with 2015 National Baseline
Appendix surgery	1	0.4	125	2.45	⊖ Same
Bile duct, liver or pancreatic surgery	0	0.4	39	0.00	⊖ Same
Cardiac surgery	0	0.2	91	0.00	⊖ Same
Cesarean section	1	0.2	290	4.03	⊖ Same
Colon surgery	4	3.0	163	1.36	⊖ Same
Coronary bypass, chest and donor incisions	0	0.4	94	0.00	⊖ Same
Coronary bypass, chest incision only	0	0.0	10	Not enough procedures to calculate SIR	
Exploratory abdominal surgery (laparotomy)	1	0.8	231	1.22	⊖ Same
Gallbladder surgery	3	1.5	281	1.98	⊖ Same
Gastric surgery	1	1.1	193	0.92	⊖ Same
Hip prosthesis	3	1.2	244	2.59	⊖ Same
Hysterectomy, abdominal	0	0.2	41	0.00	⊖ Same
Hysterectomy, vaginal	0	0.0	8	Not enough procedures to calculate SIR	
Kidney surgery	1	0.0	5	Not enough procedures to calculate SIR	
Knee prosthesis	0	0.9	250	0.00	⊖ Same
Laminectomy	0	0.4	138	0.00	⊖ Same
Open reduction of fracture	2	0.8	158	2.66	⊖ Same
Ovarian surgery	0	0.0	42	Not enough procedures to calculate SIR	
Pacemaker surgery	0	0.1	88	Not enough procedures to calculate SIR	
Rectal surgery	0	0.2	28	0.00	⊖ Same
Small bowel surgery	2	2.3	119	0.87	⊖ Same
Spinal fusion	0	0.7	133	0.00	⊖ Same
Spleen surgery	0	0.0	6	Not enough procedures to calculate SIR	
Thoracic surgery	0	0.2	95	Not enough procedures to calculate SIR	

Surgical Site Infection (SSI) Pediatric

Procedure Type	Reported SSI	Predicted SSI	Number of Procedures	2017	Compared with 2015 National Baseline
Appendix surgery	0	0.2	33	Not enough procedures to calculate SIR	
Cesarean section	0	0.0	1	Not enough procedures to calculate SIR	
Exploratory abdominal surgery (laparotomy)	0	0.0	1	Not enough procedures to calculate SIR	
Gallbladder surgery	0	0.0	3	Not enough procedures to calculate SIR	
Open reduction of fracture	0	0.0	7	Not enough procedures to calculate SIR	

Data tables available from the California Health and Human Services Open Data Portal: <https://chhs.data.ca.gov/>

Information on interpreting this report: <https://www.cdph.ca.gov/Programs/CHCQ/HAI/Pages/AnnualHAIReports.aspx>