Healthcare-Associated Infections Report, 2017

Memorial Hospital Los Banos (Los Banos)

California Department of PublicHealth

Hospital Characteristics

County	Medical School Affiliation	Hospital Type
Merced	**No**	**Community, < 125 beds**

The **trend lines** show this hospital's healthcare-associated infection (HAI) incidence from 2015 to 2017, reported as standardized infection ratios (SIR) when possible. Each result is interpreted as the ⊜ **Same**, ★ **Better**, or ✖ **Worse** than the national or state comparison.

Central Line Associated Bloodstream Infection (CLABSI)

2017 Reported	0
2017 Predicted	0.2
Central Line Days	322
SIR	
2017 Comparison	**Not Enough Data to Compare**

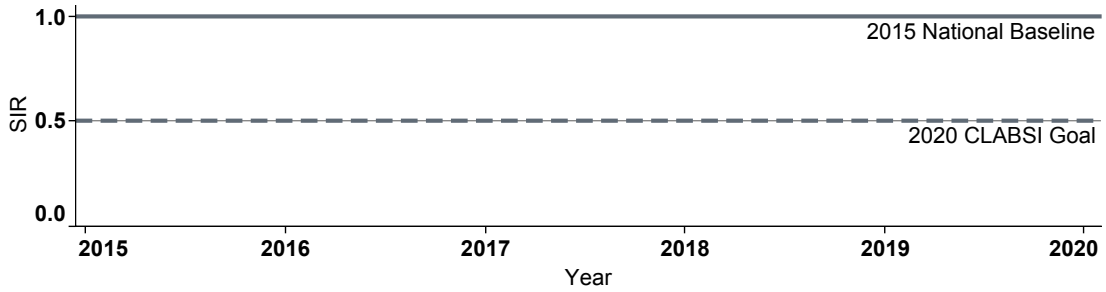

Goal Progress Could Not Be Determined

Methicillin Resistant *Staphylococcus aureus* Bloodstream Infection (MRSA BSI)

2017 Reported	0
2017 Predicted	0.1
Patient Days	5,495
SIR	
2017 Comparison	**Not Enough Data to Compare**

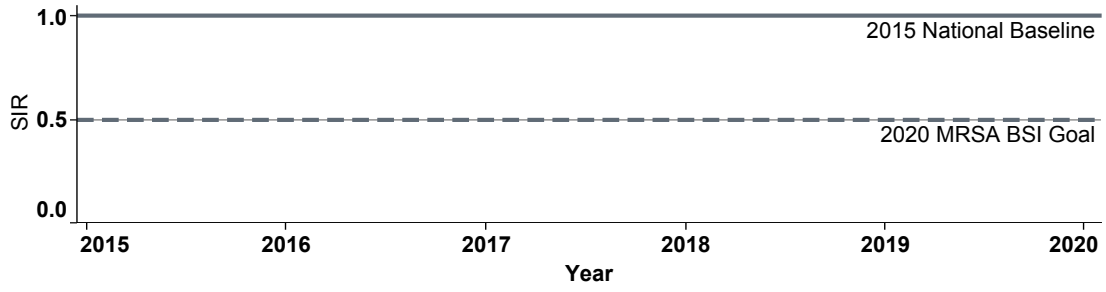

Goal Progress Could Not Be Determined

Vancomycin Resistant *Enterococcus* Bloodstream Infection (VRE BSI)

2017 Reported	0
Patient Days	5,495
Rate*	0.00
2017 Comparison	⊜ **Same as Statewide Rate**

*SIR unavailable. Rate per 10,000 patient days

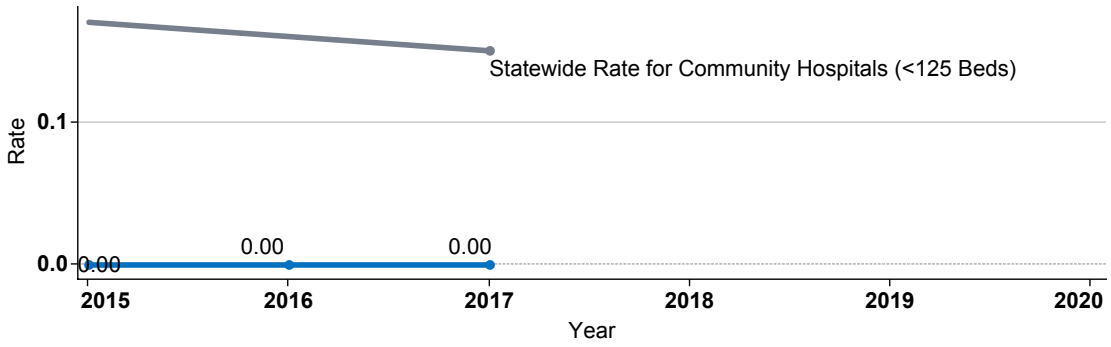

Clostridium difficile Infection (CDI)

2017 Reported	1
2017 Predicted	0.9
Patient Days	4,182
SIR	1.14
2017 Comparison	⊜ **Same as 2015 National Baseline**

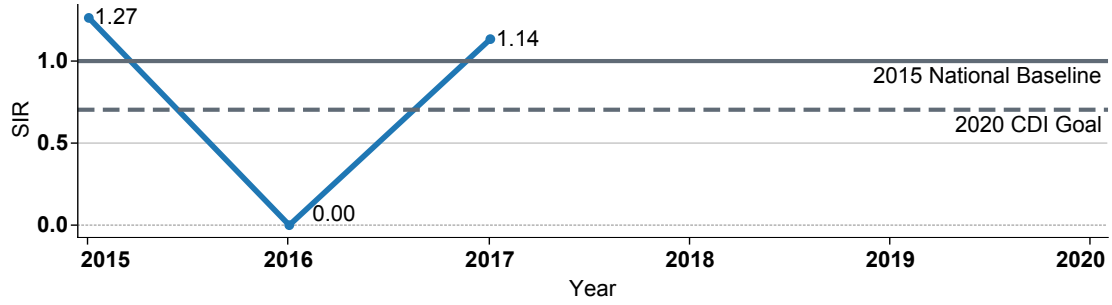

Not On Track Toward 2020 Goal (SIR higher than 0.88 in 2017)

Surgical Site Infection (SSI) Adult

Procedure Type	Reported SSI	Predicted SSI	Number of Procedures	2017	Compared with 2015 National Baseline
Appendix surgery	0	0.1	29	**Not enough procedures to calculate SIR**	
Bile duct, liver or pancreatic surgery	0	0.0	1	**Not enough procedures to calculate SIR**	
Cesarean section	0	0.3	250	**0.00**	**Same**
Colon surgery	2	0.5	23	**4.10**	**Same**
Exploratory abdominal surgery (laparotomy)	0	0.1	22	**Not enough procedures to calculate SIR**	
Gallbladder surgery	0	0.0	41	**Not enough procedures to calculate SIR**	
Gastric surgery	0	0.0	1	**Not enough procedures to calculate SIR**	
Hip prosthesis	0	0.0	6	**Not enough procedures to calculate SIR**	
Hysterectomy, abdominal	0	0.1	9	**Not enough procedures to calculate SIR**	
Hysterectomy, vaginal	0	0.0	7	**Not enough procedures to calculate SIR**	
Open reduction of fracture	0	0.1	11	**Not enough procedures to calculate SIR**	
Ovarian surgery	0	0.0	9	**Not enough procedures to calculate SIR**	
Small bowel surgery	0	0.3	16	**0.00**	**Same**
Spleen surgery	0	0.0	1	**Not enough procedures to calculate SIR**	

Surgical Site Infection (SSI) Pediatric

Procedure Type	Reported SSI	Predicted SSI	Number of Procedures	2017	Compared with 2015 National Baseline
Appendix surgery	0	0.0	16	**Not enough procedures to calculate SIR**	
Cesarean section	0	0.0	1	**Not enough procedures to calculate SIR**	
Open reduction of fracture	0	0.0	1	**Not enough procedures to calculate SIR**	

Data tables available from the California Health and Human Services Open Data Portal: https://chhs.data.ca.gov/

Information on interpreting this report: https://www.cdph.ca.gov/Programs/CHCQ/HAI/Pages/AnnualHAIReports.aspx