


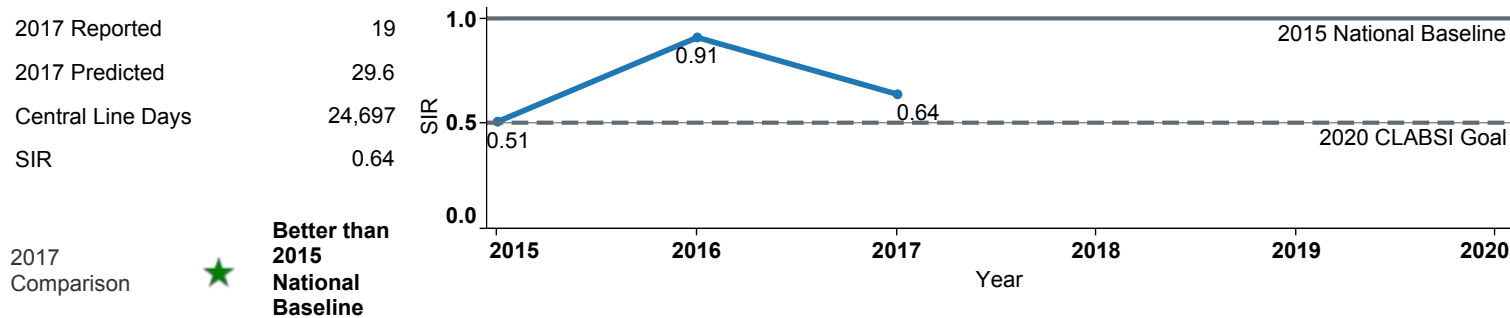


Hospital Characteristics

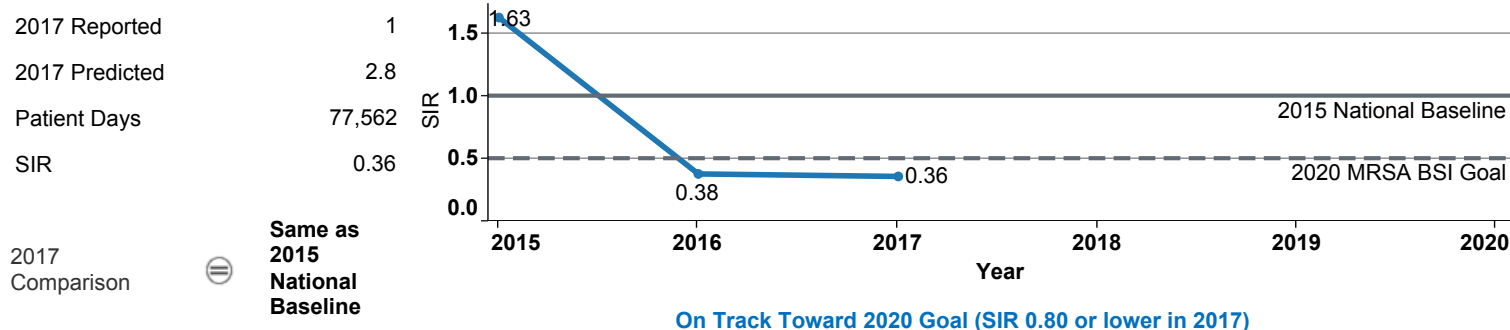
County	Medical School Affiliation	Hospital Type
Madera	Graduate	Pediatric

The **trend lines** show this hospital's healthcare-associated infection (HAI) incidence from 2015 to 2017, reported as standardized infection ratios (SIR) when possible. Each result is interpreted as the  Same,  Better, or  Worse than the national or state comparison.

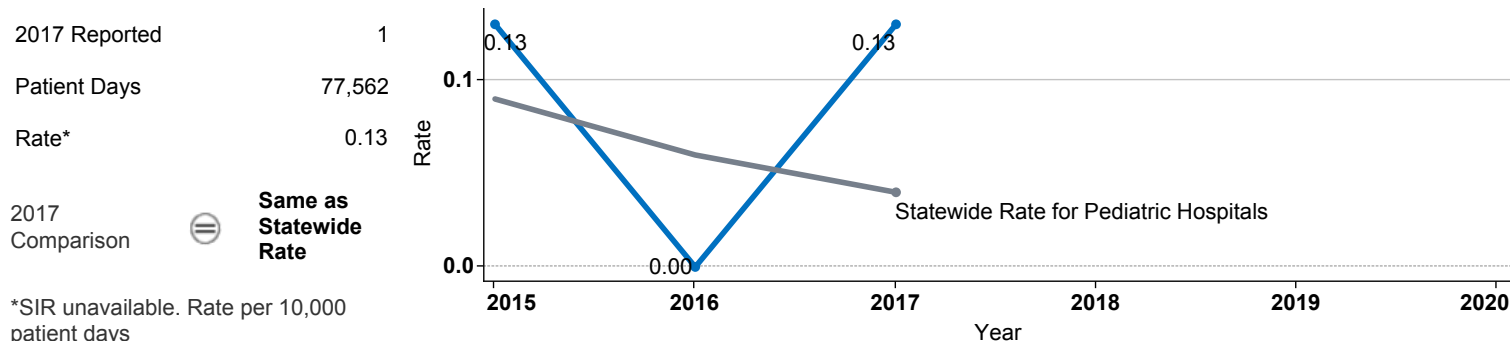
Central Line Associated Bloodstream Infection (CLABSI)



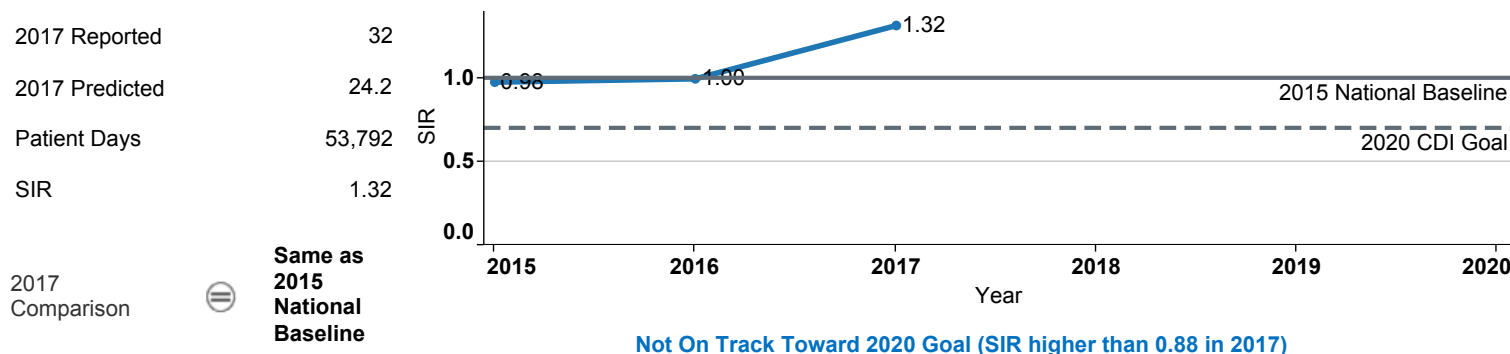
Methicillin-Resistant *Staphylococcus aureus* Bloodstream Infection (MRSA BSI)



Vancomycin-Resistant *Enterococcus* Bloodstream Infection (VRE BSI)



Clostridium difficile Infection (CDI)



Surgical Site Infection (SSI) - Adult

Procedure Type	Reported SSI	Predicted SSI	Number of Procedures	2017	Compared with 2015 National Baseline
Appendix surgery	0	0.0	3	Not enough procedures to calculate SIR	
Bile duct, liver or pancreatic surgery	0	0.0	4	Not enough procedures to calculate SIR	
Cardiac surgery	0	0.0	1	Not enough procedures to calculate SIR	
Colon surgery	0	0.2	10	0.00	⊖ Same
Exploratory abdominal surgery (laparotomy)	0	0.0	3	Not enough procedures to calculate SIR	
Gallbladder surgery	0	0.0	4	Not enough procedures to calculate SIR	
Laminectomy	0	0.0	3	Not enough procedures to calculate SIR	
Open reduction of fracture	0	0.0	2	Not enough procedures to calculate SIR	
Ovarian surgery	0	0.0	1	Not enough procedures to calculate SIR	
Pacemaker surgery	0	0.0	2	Not enough procedures to calculate SIR	
Rectal surgery	0	0.0	1	Not enough procedures to calculate SIR	
Small bowel surgery	0	0.1	4	Not enough procedures to calculate SIR	
Spinal fusion	0	0.0	6	Not enough procedures to calculate SIR	
Spleen surgery	0	0.0	1	Not enough procedures to calculate SIR	
Thoracic surgery	0	0.0	2	Not enough procedures to calculate SIR	

Surgical Site Infection (SSI) - Pediatric

Procedure Type	Reported SSI	Predicted SSI	Number of Procedures	2017	Compared with 2015 National Baseline
Appendix surgery	0	1.8	353	0.00	⊖ Same
Bile duct, liver or pancreatic surgery	0	0.3	35	Not enough procedures to calculate SIR	
Cardiac surgery	1	1.2	98	0.82	⊖ Same
Colon surgery	0	1.4	98	0.00	⊖ Same
Exploratory abdominal surgery (laparotomy)	0	0.3	78	Not enough procedures to calculate SIR	
Gallbladder surgery	0	0.0	67	Not enough procedures to calculate SIR	
Kidney transplant	0	0.0	1	Not enough procedures to calculate SIR	
Laminectomy	1	0.5	72	Not enough procedures to calculate SIR	
Open reduction of fracture	0	0.4	171	Not enough procedures to calculate SIR	
Rectal surgery	0	0.0	16	Not enough procedures to calculate SIR	
Small bowel surgery	0	0.6	55	Not enough procedures to calculate SIR	
Spinal fusion	0	0.4	49	Not enough procedures to calculate SIR	
Thoracic surgery	0	0.1	58	Not enough procedures to calculate SIR	

Data tables available from the California Health and Human Services Open Data Portal: <https://chhs.data.ca.gov/>

Information on interpreting this report: <https://www.cdph.ca.gov/Programs/CHCQ/HAI/Pages/AnnualHAIReports.aspx>