

Healthcare-Associated Infections Report, 2017

Silver Lake Medical Center (Los Angeles)

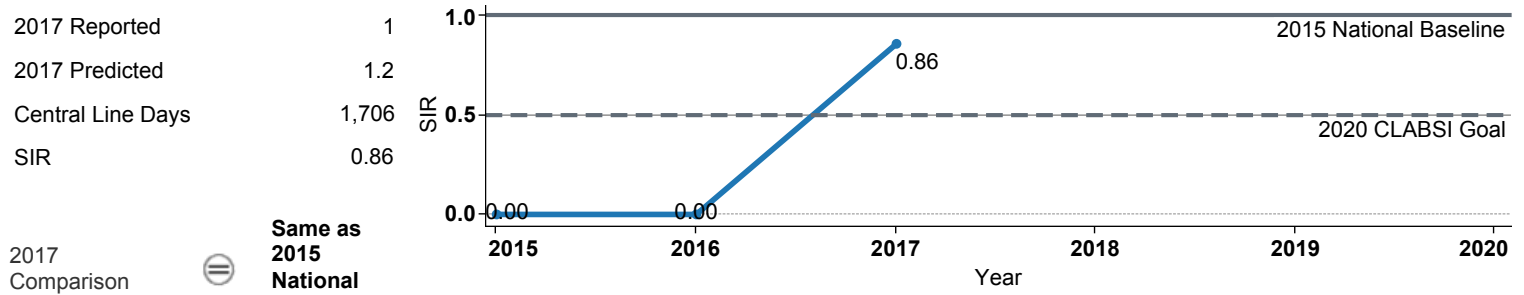


Hospital Characteristics

County	Medical School Affiliation	Hospital Type
Los Angeles	No	Community, < 125 beds

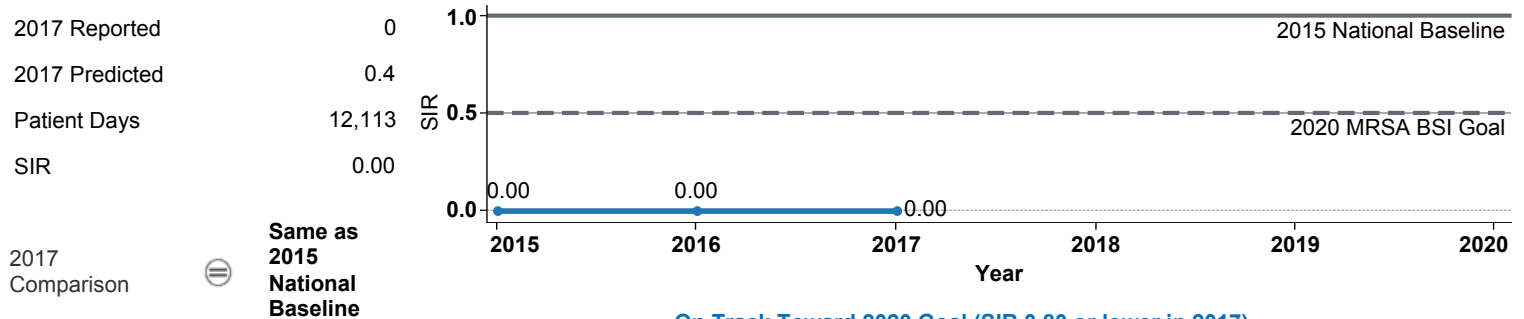
The **trend lines** show this hospital's healthcare-associated infection (HAI) incidence from 2015 to 2017, reported as standardized infection ratios (SIR) when possible. Each result is interpreted as the **Same**, **Better**, or **Worse** than the national or state comparison.

Central Line Associated Bloodstream Infection (CLABSI)



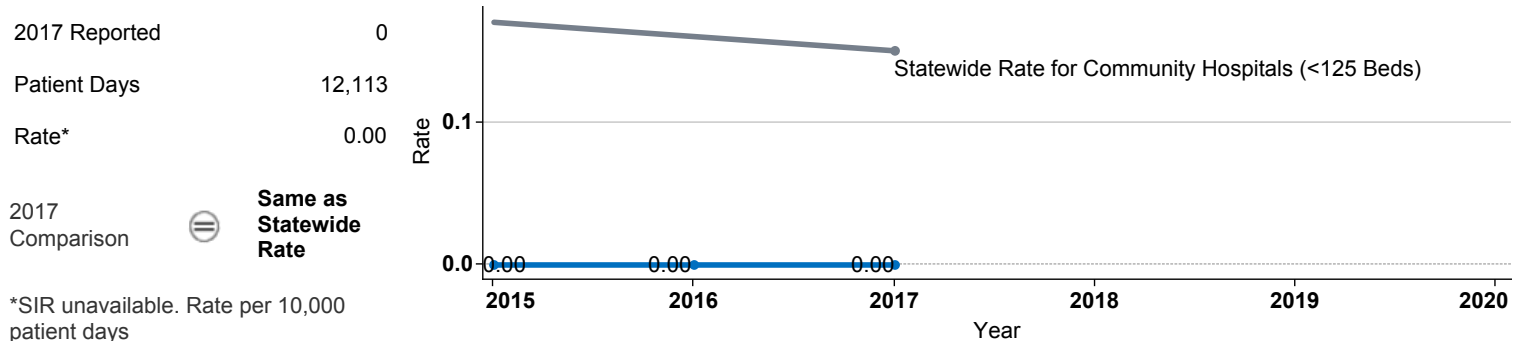
Not On Track Toward 2020 Goal (SIR higher than 0.80 in 2017)

Methicillin-Resistant *Staphylococcus aureus* Bloodstream Infection (MRSA BSI)



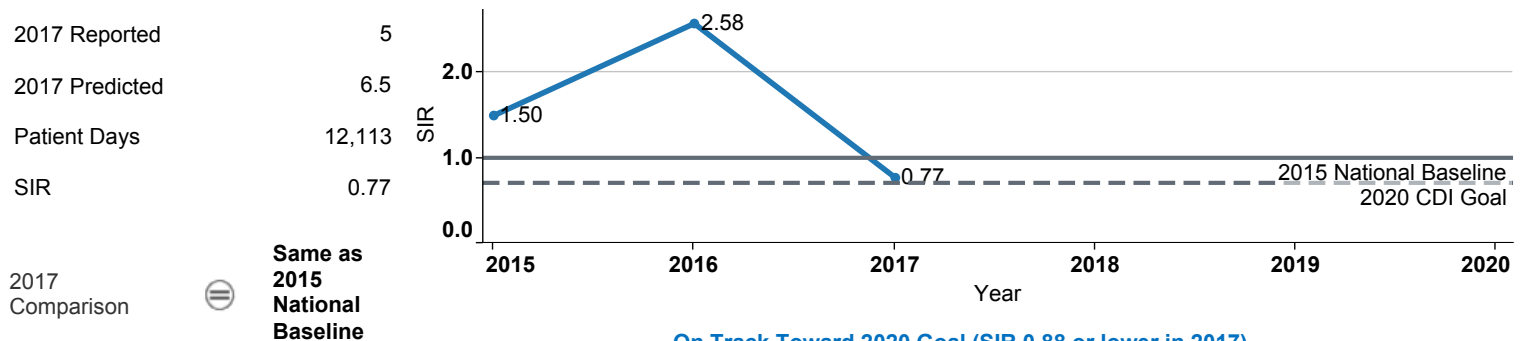
On Track Toward 2020 Goal (SIR 0.80 or lower in 2017)

Vancomycin-Resistant *Enterococcus* Bloodstream Infection (VRE BSI)



*SIR unavailable. Rate per 10,000 patient days

Clostridium difficile Infection (CDI)



On Track Toward 2020 Goal (SIR 0.88 or lower in 2017)

Surgical Site Infection (SSI) - Adult

Procedure Type	Reported SSI	Predicted SSI	Number of Procedures	2017	Compared with 2015 National Baseline
Exploratory abdominal surgery (laparotomy)	0	0.0	1	Not enough procedures to calculate SIR	
Gallbladder surgery	0	0.0	11	Not enough procedures to calculate SIR	
Gastric surgery	0	0.1	12	Not enough procedures to calculate SIR	
Hip prosthesis	0	0.0	4	Not enough procedures to calculate SIR	
Knee prosthesis	0	0.0	4	Not enough procedures to calculate SIR	
Laminectomy	0	0.0	6	Not enough procedures to calculate SIR	
Open reduction of fracture	0	0.0	3	Not enough procedures to calculate SIR	

Surgical Site Infection (SSI) - Pediatric

This hospital did not report pediatric surgical procedures in 2017.

Data tables available from the California Health and Human Services Open Data Portal: <https://chhs.data.ca.gov/>

Information on interpreting this report: <https://www.cdph.ca.gov/Programs/CHCQ/HAI/Pages/AnnualHAIReports.aspx>