

Healthcare-Associated Infections Report, 2017

Sherman Oaks Hospital (Sherman Oaks)

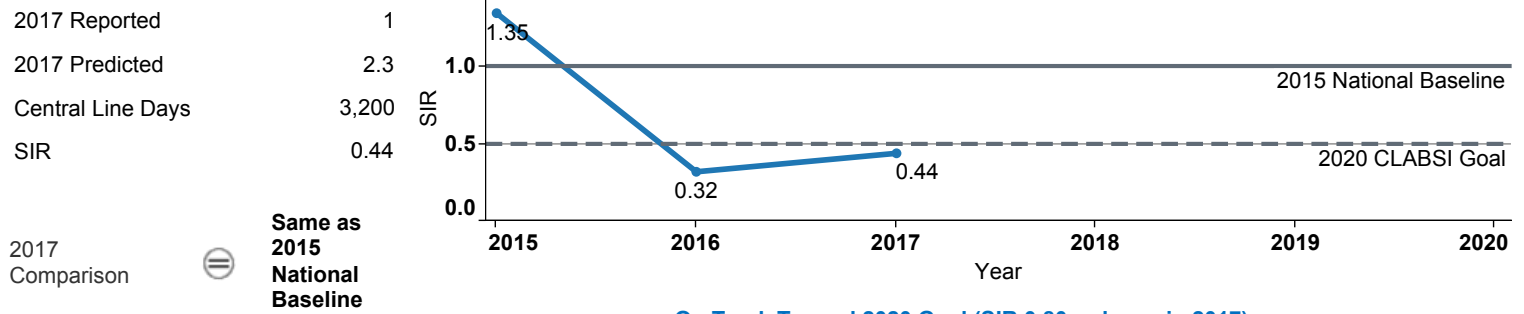


Hospital Characteristics

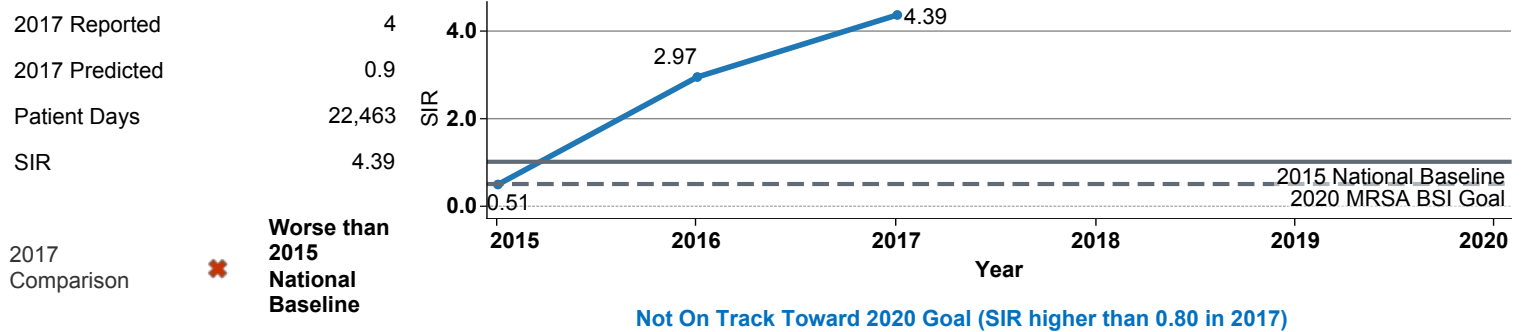
County	Medical School Affiliation	Hospital Type
Los Angeles	No	Community, 125 – 250 beds

The **trend lines** show this hospital's healthcare-associated infection (HAI) incidence from 2015 to 2017, reported as standardized infection ratios (SIR) when possible. Each result is interpreted as the **Same**, **Better**, or **Worse** than the national or state comparison.

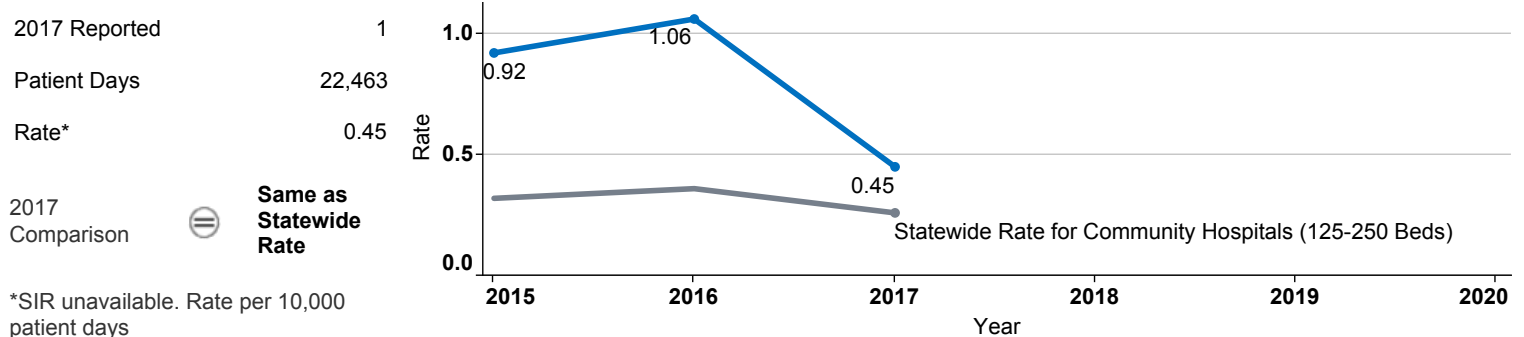
Central Line Associated Bloodstream Infection (CLABSI)



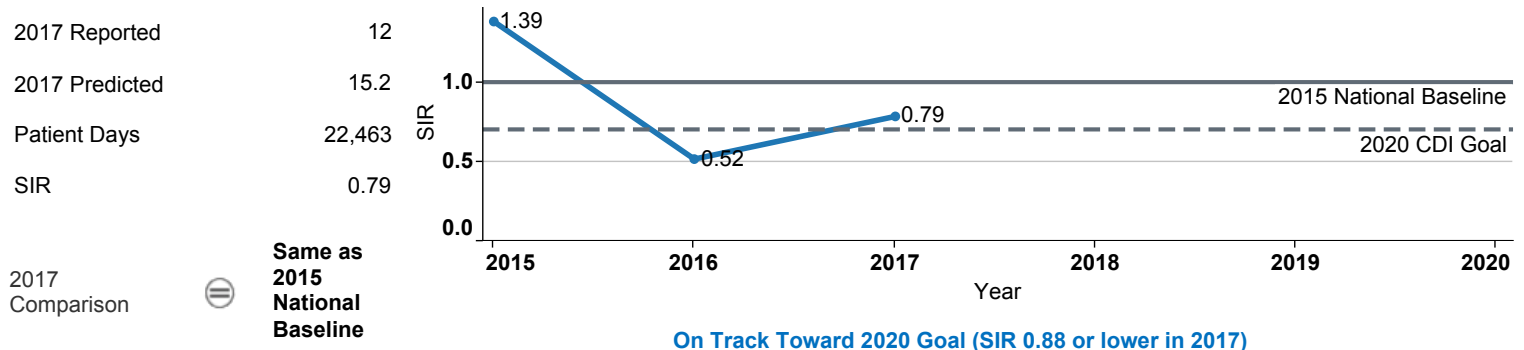
Methicillin-Resistant *Staphylococcus aureus* Bloodstream Infection (MRSA BSI)



Vancomycin-Resistant *Enterococcus* Bloodstream Infection (VRE BSI)



Clostridium difficile Infection (CDI)



Surgical Site Infection (SSI) - Adult

Procedure Type	Reported SSI	Predicted SSI	Number of Procedures	2017	Compared with 2015 National Baseline
Appendix surgery	0	0.1	34	Not enough procedures to calculate SIR	
Colon surgery	0	0.1	4	Not enough procedures to calculate SIR	
Exploratory abdominal surgery (laparotomy)	0	0.1	19	Not enough procedures to calculate SIR	
Gallbladder surgery	0	0.1	33	Not enough procedures to calculate SIR	
Hip prosthesis	0	0.3	71	0.00	⊖ Same
Hysterectomy, abdominal	0	0.0	5	Not enough procedures to calculate SIR	
Knee prosthesis	0	0.2	56	Not enough procedures to calculate SIR	
Laminectomy	0	0.0	2	Not enough procedures to calculate SIR	
Open reduction of fracture	0	0.2	45	Not enough procedures to calculate SIR	
Ovarian surgery	0	0.0	2	Not enough procedures to calculate SIR	
Pacemaker surgery	0	0.0	13	Not enough procedures to calculate SIR	
Rectal surgery	0	0.0	2	Not enough procedures to calculate SIR	
Small bowel surgery	0	0.0	2	Not enough procedures to calculate SIR	
Spinal fusion	0	0.0	2	Not enough procedures to calculate SIR	

Surgical Site Infection (SSI) - Pediatric

Procedure Type	Reported SSI	Predicted SSI	Number of Procedures	2017	Compared with 2015 National Baseline
Gallbladder surgery	0	0.0	1	Not enough procedures to calculate SIR	

Data tables available from the California Health and Human Services Open Data Portal: <https://chhs.data.ca.gov/>

Information on interpreting this report: <https://www.cdph.ca.gov/Programs/CHCQ/HAI/Pages/AnnualHAIReports.aspx>