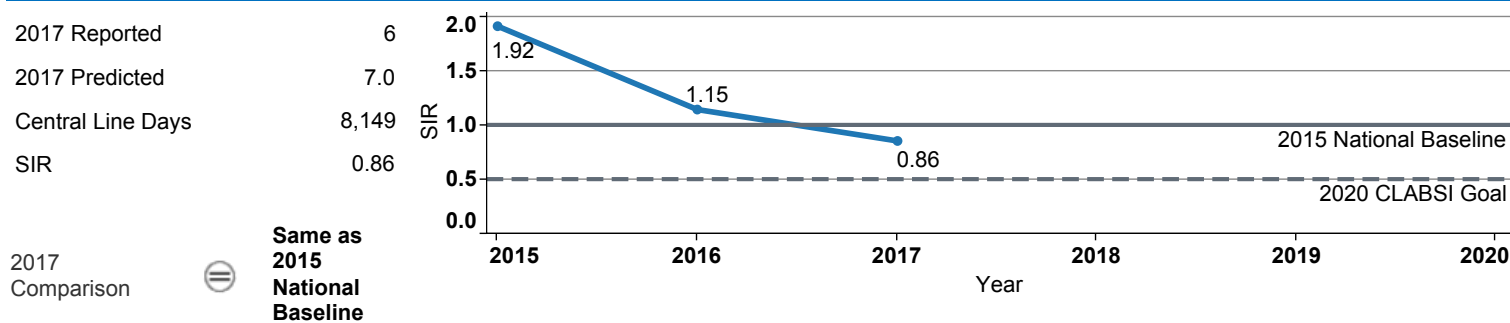


### Hospital Characteristics

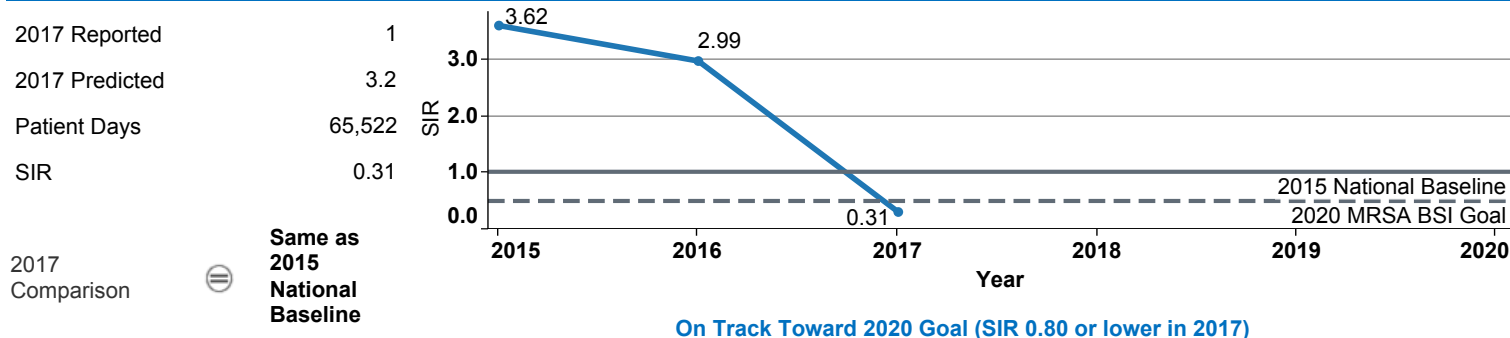
County	Medical School Affiliation	Hospital Type
Los Angeles	No	Community, 125 – 250 beds

The **trend lines** show this hospital's healthcare-associated infection (HAI) incidence from 2015 to 2017, reported as standardized infection ratios (SIR) when possible. Each result is interpreted as the **Same**, **Better**, or **Worse** than the national or state comparison.

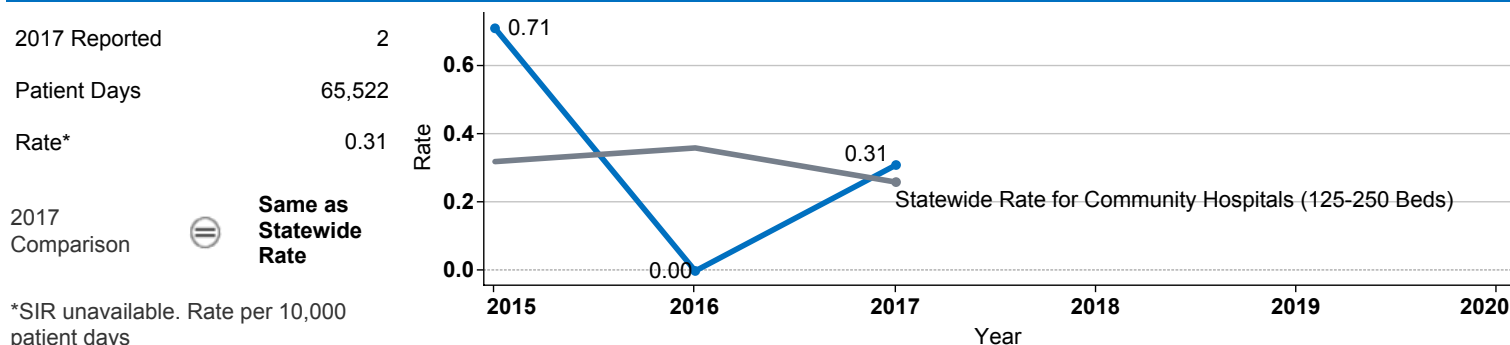
### Central Line Associated Bloodstream Infection (CLABSI)



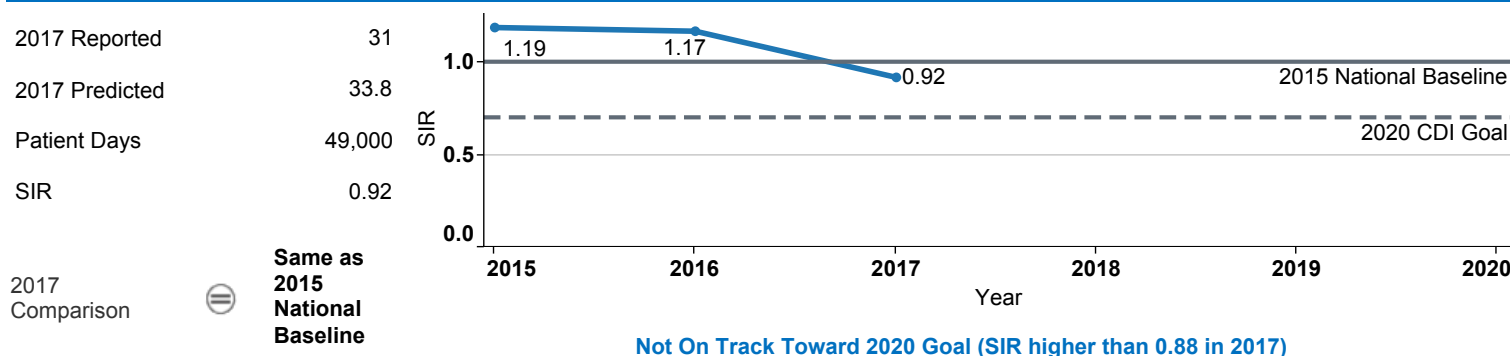
### Methicillin Resistant *Staphylococcus aureus* Bloodstream Infection (MRSA BSI)



### Vancomycin Resistant *Enterococcus* Bloodstream Infection (VRE BSI)



### *Clostridium difficile* Infection (CDI)



## Surgical Site Infection (SSI) Adult

Procedure Type	Reported SSI	Predicted SSI	Number of Procedures	2017	Compared with 2015 National Baseline
Abdominal aortic aneurysm repair	0	0.0	5	Not enough procedures to calculate SIR	
Appendix surgery	0	0.3	126	0.00	⊖ Same
Bile duct, liver or pancreatic surgery	0	0.1	8	Not enough procedures to calculate SIR	
Cardiac surgery	0	0.1	21	Not enough procedures to calculate SIR	
Cesarean section	1	0.8	932	1.32	⊖ Same
Colon surgery	4	3.1	140	1.28	⊖ Same
Coronary bypass, chest and donor incisions	1	0.3	47	3.86	⊖ Same
Coronary bypass, chest incision only	0	0.0	1	Not enough procedures to calculate SIR	
Exploratory abdominal surgery (laparotomy)	0	0.8	190	0.00	⊖ Same
Gallbladder surgery	0	0.8	207	0.00	⊖ Same
Gastric surgery	1	0.3	21	3.92	⊖ Same
Hip prosthesis	1	0.9	173	1.06	⊖ Same
Hysterectomy, abdominal	0	0.8	136	0.00	⊖ Same
Hysterectomy, vaginal	0	0.2	42	Not enough procedures to calculate SIR	
Kidney surgery	0	0.2	62	0.00	⊖ Same
Knee prosthesis	0	0.6	163	0.00	⊖ Same
Laminectomy	0	0.3	93	0.00	⊖ Same
Open reduction of fracture	3	0.8	110	3.68	⊖ Same
Ovarian surgery	0	0.1	176	Not enough procedures to calculate SIR	
Pacemaker surgery	0	0.3	156	0.00	⊖ Same
Rectal surgery	1	0.3	38	2.92	⊖ Same
Small bowel surgery	2	1.5	77	1.34	⊖ Same
Spinal fusion	0	0.8	111	0.00	⊖ Same
Spleen surgery	0	0.0	3	Not enough procedures to calculate SIR	
Thoracic surgery	0	0.1	30	Not enough procedures to calculate SIR	

## Surgical Site Infection (SSI) Pediatric

Procedure Type	Reported SSI	Predicted SSI	Number of Procedures	2017	Compared with 2015 National Baseline
Appendix surgery	1	0.6	169	Not enough procedures to calculate SIR	
Cesarean section	0	0.0	6	Not enough procedures to calculate SIR	
Exploratory abdominal surgery (laparotomy)	0	0.0	10	Not enough procedures to calculate SIR	
Gallbladder surgery	0	0.0	3	Not enough procedures to calculate SIR	
Open reduction of fracture	0	0.0	11	Not enough procedures to calculate SIR	
Rectal surgery	0	0.0	1	Not enough procedures to calculate SIR	
Small bowel surgery	0	0.0	2	Not enough procedures to calculate SIR	
Thoracic surgery	0	0.0	2	Not enough procedures to calculate SIR	

Data tables available from the California Health and Human Services Open Data Portal: <https://chhs.data.ca.gov/>

Information on interpreting this report: <https://www.cdph.ca.gov/Programs/CHCQ/HAI/Pages/AnnualHAIReports.aspx>