

Healthcare-Associated Infections Report, 2017

Providence Little Company of Mary Medical Center Torrance
(Torrance)

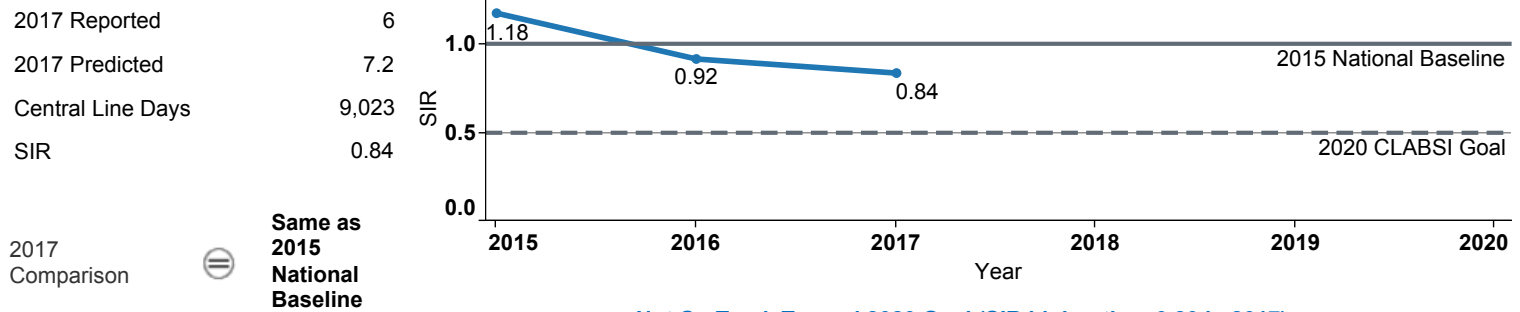


Hospital Characteristics

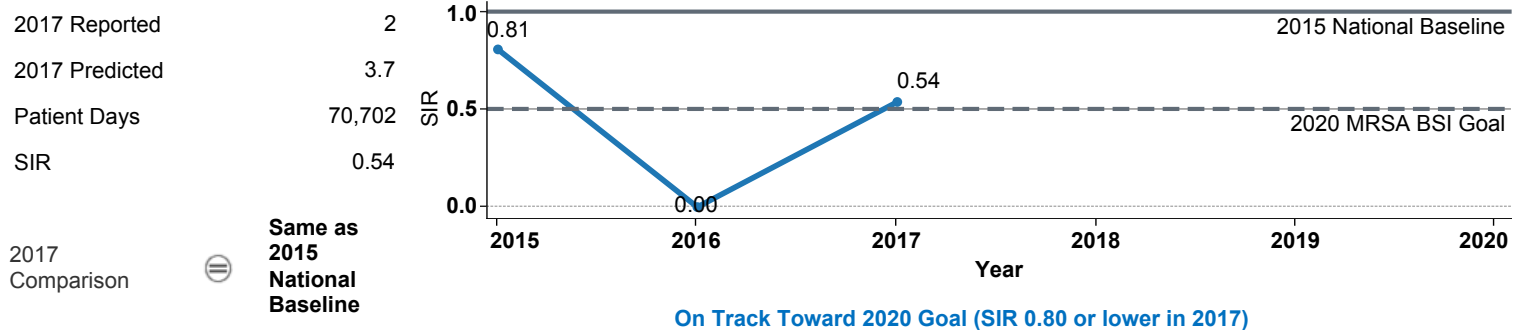
County	Medical School Affiliation	Hospital Type
Los Angeles	No	Community, > 250 beds

The **trend lines** show this hospital's healthcare-associated infection (HAI) incidence from 2015 to 2017, reported as standardized infection ratios (SIR) when possible. Each result is interpreted as the **Same**, **Better**, or **Worse** than the national or state comparison.

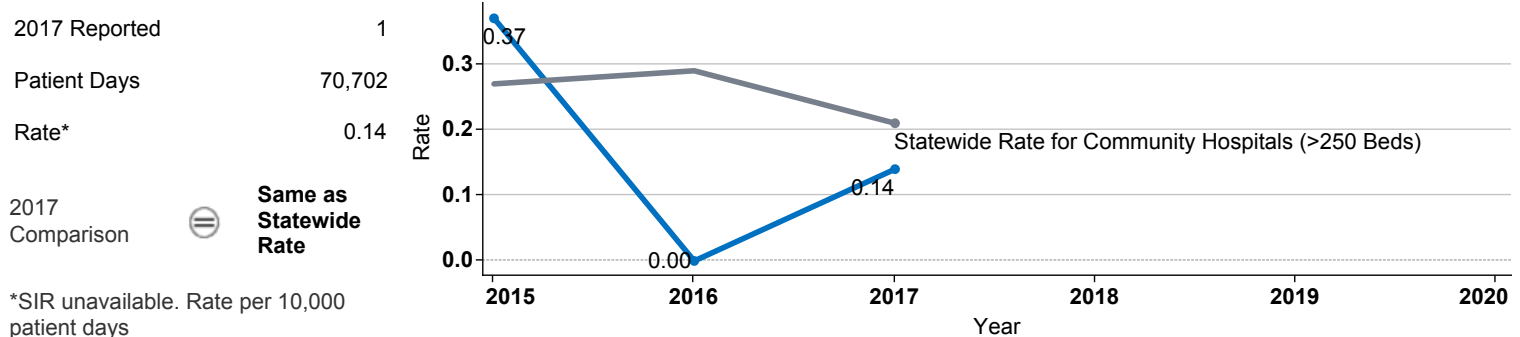
Central Line Associated Bloodstream Infection (CLABSI)



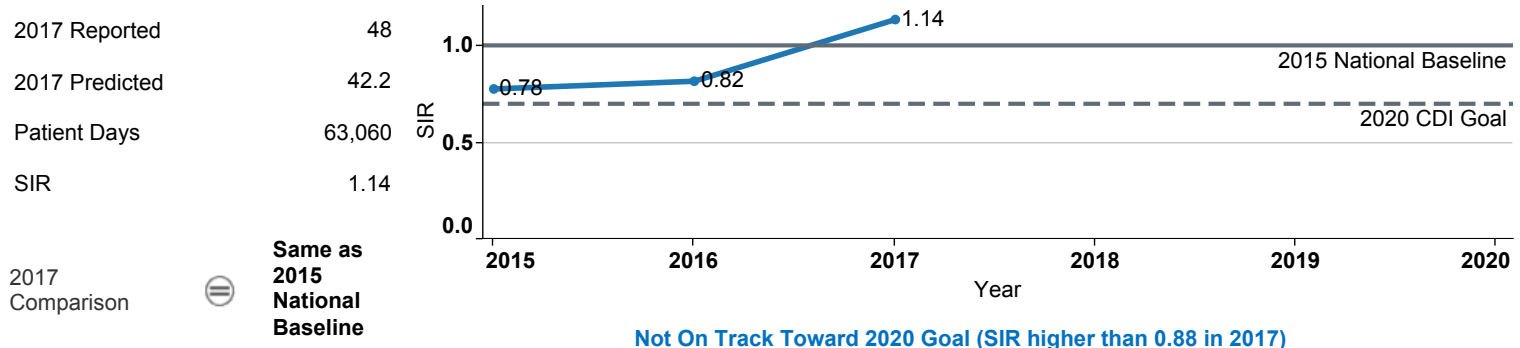
Methicillin-Resistant *Staphylococcus aureus* Bloodstream Infection (MRSA BSI)



Vancomycin-Resistant *Enterococcus* Bloodstream Infection (VRE BSI)



Clostridium difficile Infection (CDI)



Surgical Site Infection (SSI) - Adult

Procedure Type	Reported SSI	Predicted SSI	Number of Procedures	2017	Compared with 2015 National Baseline
Appendix surgery	1	0.6	241	1.63	⊖ Same
Bile duct, liver or pancreatic surgery	0	1.0	44	0.00	⊖ Same
Cardiac surgery	0	0.1	56	Not enough procedures to calculate SIR	
Cesarean section	1	0.9	749	1.11	⊖ Same
Colon surgery	3	4.0	182	0.76	⊖ Same
Coronary bypass, chest and donor incisions	1	0.8	139	1.26	⊖ Same
Exploratory abdominal surgery (laparotomy)	0	1.1	284	0.00	⊖ Same
Gallbladder surgery	0	1.3	373	0.00	⊖ Same
Gastric surgery	0	0.3	32	0.00	⊖ Same
Hip prosthesis	0	1.4	212	0.00	⊖ Same
Hysterectomy, abdominal	1	1.5	247	0.68	⊖ Same
Hysterectomy, vaginal	0	0.2	59	0.00	⊖ Same
Kidney surgery	0	0.1	34	Not enough procedures to calculate SIR	
Knee prosthesis	1	1.1	284	0.89	⊖ Same
Laminectomy	0	0.4	114	0.00	⊖ Same
Open reduction of fracture	0	1.3	218	0.00	⊖ Same
Ovarian surgery	0	0.2	264	Not enough procedures to calculate SIR	
Pacemaker surgery	0	0.0	3	Not enough procedures to calculate SIR	
Rectal surgery	0	0.3	30	0.00	⊖ Same
Small bowel surgery	1	2.2	116	0.46	⊖ Same
Spinal fusion	0	0.6	104	0.00	⊖ Same
Spleen surgery	0	0.0	7	Not enough procedures to calculate SIR	
Thoracic surgery	0	0.1	52	Not enough procedures to calculate SIR	

Surgical Site Infection (SSI) - Pediatric

Procedure Type	Reported SSI	Predicted SSI	Number of Procedures	2017	Compared with 2015 National Baseline
Appendix surgery	0	0.3	66	Not enough procedures to calculate SIR	
Cesarean section	0	0.0	5	Not enough procedures to calculate SIR	
Exploratory abdominal surgery (laparotomy)	0	0.0	3	Not enough procedures to calculate SIR	
Gallbladder surgery	0	0.0	8	Not enough procedures to calculate SIR	
Open reduction of fracture	0	0.0	15	Not enough procedures to calculate SIR	
Small bowel surgery	0	0.0	3	Not enough procedures to calculate SIR	

Data tables available from the California Health and Human Services Open Data Portal: <https://chhs.data.ca.gov/>

Information on interpreting this report: <https://www.cdph.ca.gov/Programs/CHCQ/HAI/Pages/AnnualHAIReports.aspx>