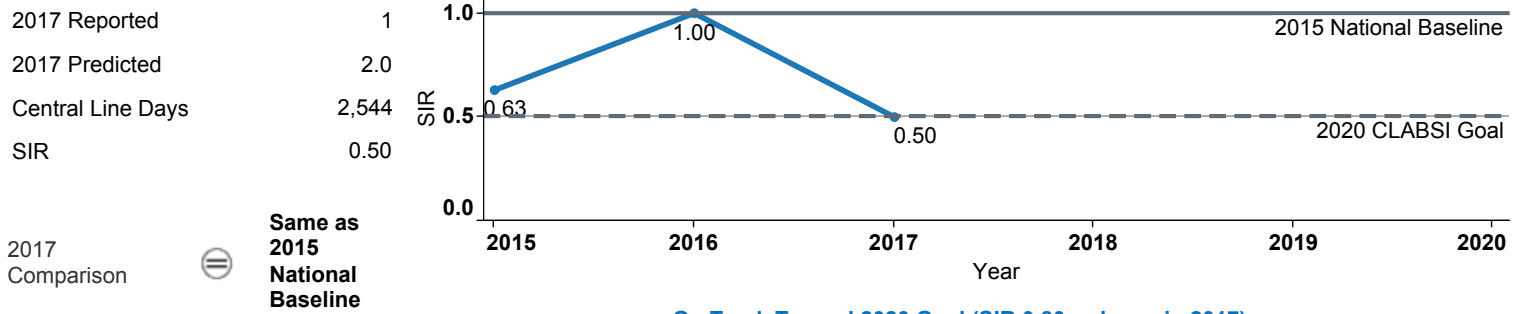


Hospital Characteristics

County	Medical School Affiliation	Hospital Type
Los Angeles	No	Community, > 250 beds

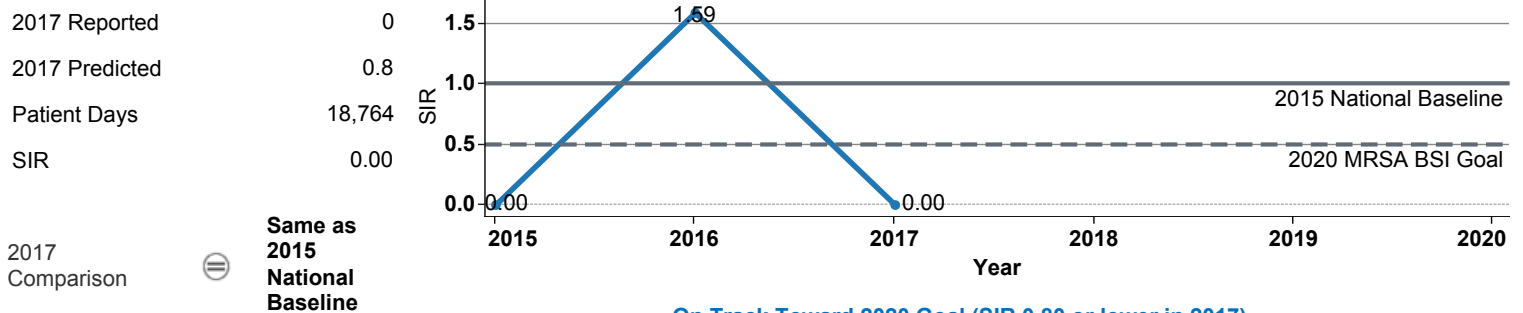
The **trend lines** show this hospital's healthcare-associated infection (HAI) incidence from 2015 to 2017, reported as standardized infection ratios (SIR) when possible. Each result is interpreted as the **⊖ Same**, **★ Better**, or **✘ Worse** than the national or state comparison.

Central Line Associated Bloodstream Infection (CLABSI)



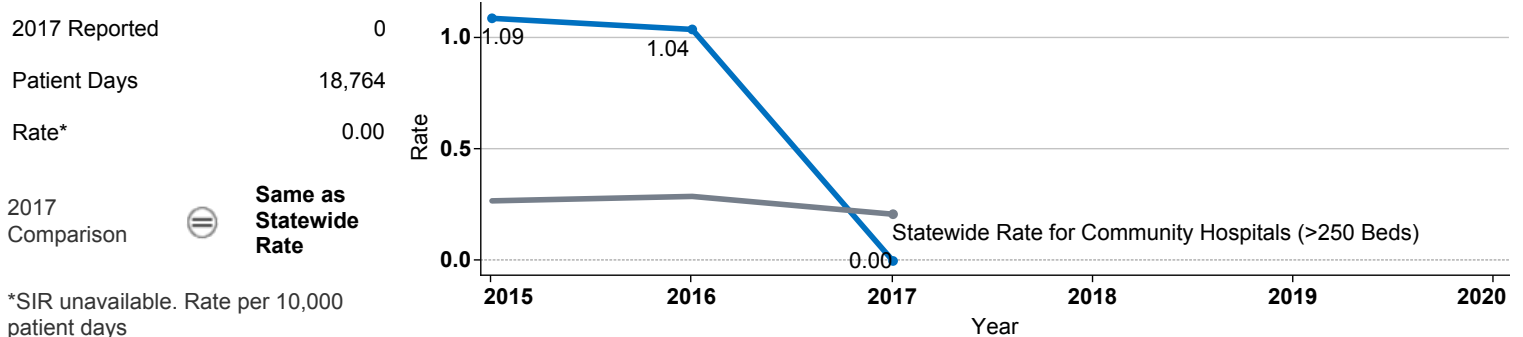
On Track Toward 2020 Goal (SIR 0.80 or lower in 2017)

Methicillin-Resistant *Staphylococcus aureus* Bloodstream Infection (MRSA BSI)



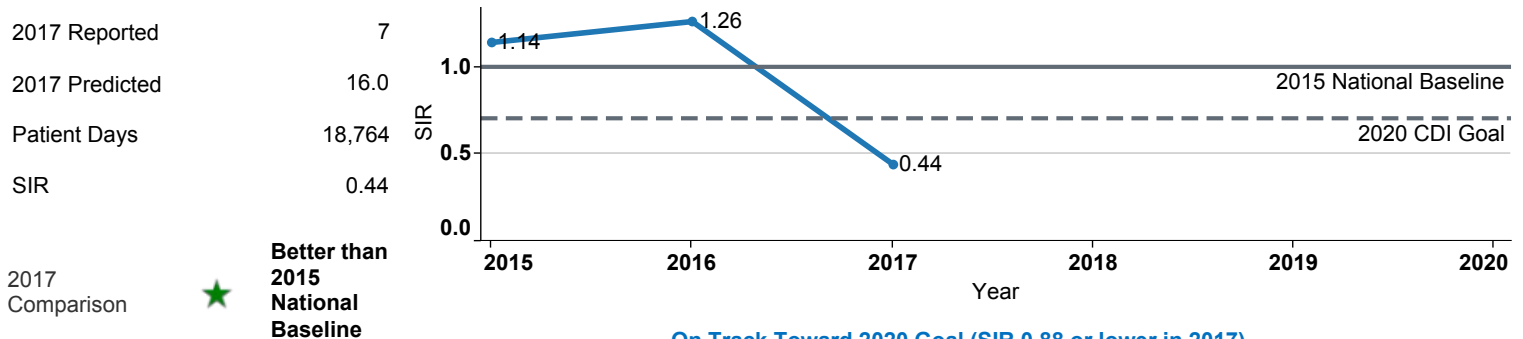
On Track Toward 2020 Goal (SIR 0.80 or lower in 2017)

Vancomycin-Resistant *Enterococcus* Bloodstream Infection (VRE BSI)



*SIR unavailable. Rate per 10,000 patient days

***Clostridium difficile* Infection (CDI)**



On Track Toward 2020 Goal (SIR 0.88 or lower in 2017)

Surgical Site Infection (SSI) - Adult

Procedure Type	Reported SSI	Predicted SSI	Number of Procedures	2017	Compared with 2015 National Baseline
Appendix surgery	0	0.2	57	Not enough procedures to calculate SIR	
Bile duct, liver or pancreatic surgery	0	0.0	3	Not enough procedures to calculate SIR	
Cesarean section	0	0.1	137	Not enough procedures to calculate SIR	
Colon surgery	0	0.7	30	0.00	⊖ Same
Exploratory abdominal surgery (laparotomy)	0	0.3	68	0.00	⊖ Same
Gallbladder surgery	0	0.3	52	0.00	⊖ Same
Gastric surgery	0	0.0	2	Not enough procedures to calculate SIR	
Hip prosthesis	0	0.4	55	0.00	⊖ Same
Hysterectomy, abdominal	0	0.2	30	Not enough procedures to calculate SIR	
Hysterectomy, vaginal	0	0.1	12	Not enough procedures to calculate SIR	
Kidney surgery	0	0.0	2	Not enough procedures to calculate SIR	
Knee prosthesis	0	0.3	69	0.00	⊖ Same
Laminectomy	0	0.1	16	Not enough procedures to calculate SIR	
Open reduction of fracture	0	0.5	66	0.00	⊖ Same
Ovarian surgery	1	0.0	44	Not enough procedures to calculate SIR	
Pacemaker surgery	0	0.0	7	Not enough procedures to calculate SIR	
Rectal surgery	0	0.0	1	Not enough procedures to calculate SIR	
Small bowel surgery	0	0.2	10	Not enough procedures to calculate SIR	
Spinal fusion	0	0.0	8	Not enough procedures to calculate SIR	
Spleen surgery	0	0.0	1	Not enough procedures to calculate SIR	
Thoracic surgery	0	0.0	8	Not enough procedures to calculate SIR	

Surgical Site Infection (SSI) - Pediatric

Procedure Type	Reported SSI	Predicted SSI	Number of Procedures	2017	Compared with 2015 National Baseline
Appendix surgery	0	0.0	6	Not enough procedures to calculate SIR	
Cesarean section	0	0.0	2	Not enough procedures to calculate SIR	
Gallbladder surgery	0	0.0	2	Not enough procedures to calculate SIR	
Open reduction of fracture	0	0.0	2	Not enough procedures to calculate SIR	

Data tables available from the California Health and Human Services Open Data Portal: <https://chhs.data.ca.gov/>

Information on interpreting this report: <https://www.cdph.ca.gov/Programs/CHCQ/HAI/Pages/AnnualHAIReports.aspx>