

Healthcare-Associated Infections Report, 2017

Pomona Valley Hospital Medical Center (Pomona)

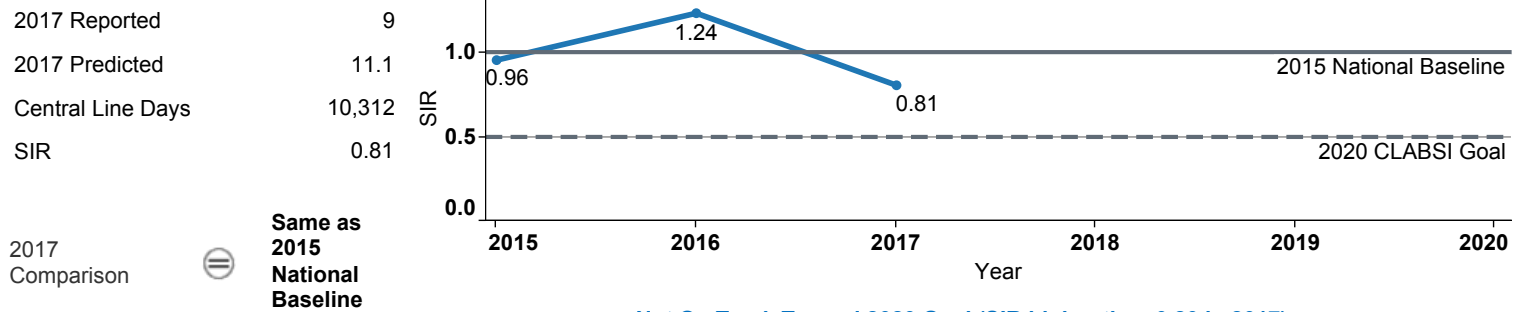


Hospital Characteristics

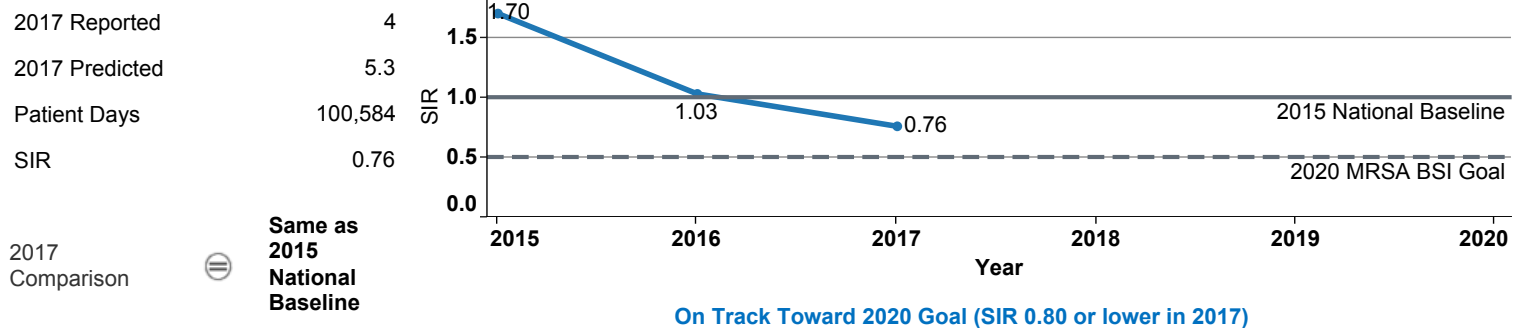
County	Medical School Affiliation	Hospital Type
Los Angeles	Graduate	Community, > 250 beds

The **trend lines** show this hospital's healthcare-associated infection (HAI) incidence from 2015 to 2017, reported as standardized infection ratios (SIR) when possible. Each result is interpreted as the **Same**, **Better**, or **Worse** than the national or state comparison.

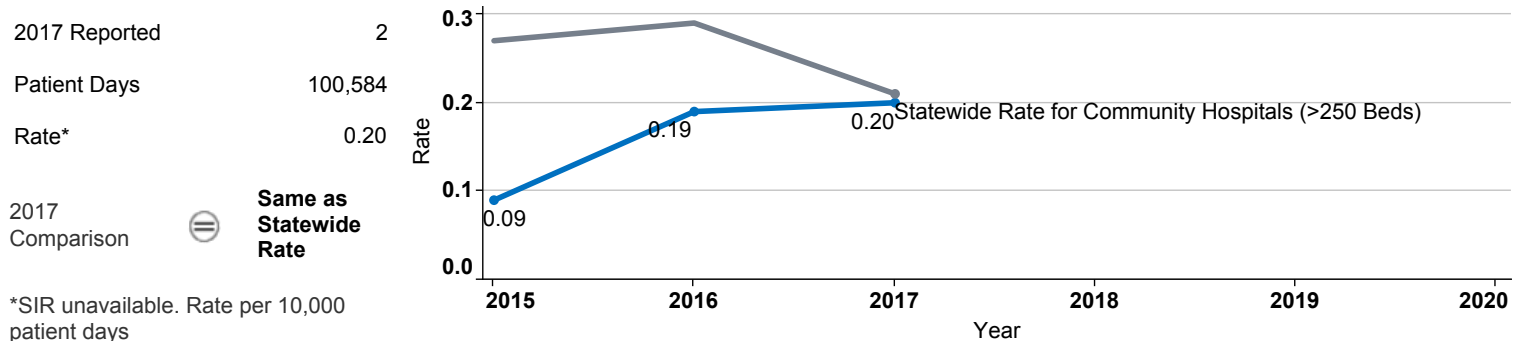
Central Line Associated Bloodstream Infection (CLABSI)



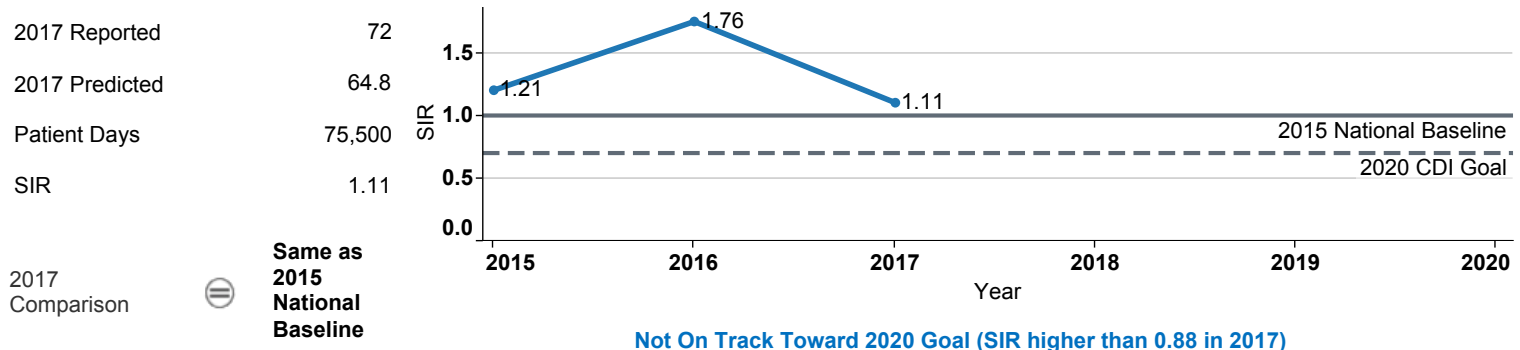
Methicillin-Resistant *Staphylococcus aureus* Bloodstream Infection (MRSA BSI)



Vancomycin-Resistant *Enterococcus* Bloodstream Infection (VRE BSI)



Clostridium difficile Infection (CDI)



Surgical Site Infection (SSI) - Adult

Procedure Type	Reported SSI	Predicted SSI	Number of Procedures	2017	Compared with 2015 National Baseline
Appendix surgery	3	1.2	180	2.54	⊖ Same
Bile duct, liver or pancreatic surgery	0	0.5	29	0.00	⊖ Same
Cardiac surgery	0	0.3	59	0.00	⊖ Same
Cesarean section	2	4.8	1,878	0.42	⊖ Same
Colon surgery	5	3.3	132	1.53	⊖ Same
Coronary bypass, chest and donor incisions	0	1.2	108	0.00	⊖ Same
Coronary bypass, chest incision only	0	0.2	14	Not enough procedures to calculate SIR	
Exploratory abdominal surgery (laparotomy)	1	1.4	255	0.70	⊖ Same
Gallbladder surgery	2	1.3	313	1.51	⊖ Same
Gastric surgery	1	0.7	49	1.44	⊖ Same
Hip prosthesis	1	0.9	102	1.17	⊖ Same
Hysterectomy, abdominal	1	1.0	159	1.00	⊖ Same
Hysterectomy, vaginal	0	0.3	42	0.00	⊖ Same
Kidney surgery	0	0.1	16	Not enough procedures to calculate SIR	
Knee prosthesis	0	0.5	117	0.00	⊖ Same
Laminectomy	0	0.3	98	0.00	⊖ Same
Open reduction of fracture	4	2.3	309	1.74	⊖ Same
Ovarian surgery	0	0.1	212	Not enough procedures to calculate SIR	
Pacemaker surgery	0	0.3	155	0.00	⊖ Same
Rectal surgery	0	0.2	12	Not enough procedures to calculate SIR	
Small bowel surgery	2	1.9	97	1.08	⊖ Same
Spinal fusion	1	0.6	83	1.76	⊖ Same
Spleen surgery	0	0.1	10	Not enough procedures to calculate SIR	
Thoracic surgery	0	0.2	32	0.00	⊖ Same

Surgical Site Infection (SSI) - Pediatric

Procedure Type	Reported SSI	Predicted SSI	Number of Procedures	2017	Compared with 2015 National Baseline
Appendix surgery	1	0.5	110	Not enough procedures to calculate SIR	
Cesarean section	0	0.0	7	Not enough procedures to calculate SIR	
Colon surgery	0	0.0	4	Not enough procedures to calculate SIR	
Exploratory abdominal surgery (laparotomy)	0	0.0	13	Not enough procedures to calculate SIR	
Gallbladder surgery	0	0.0	5	Not enough procedures to calculate SIR	
Open reduction of fracture	0	0.0	13	Not enough procedures to calculate SIR	
Small bowel surgery	0	0.0	4	Not enough procedures to calculate SIR	

Data tables available from the California Health and Human Services Open Data Portal: <https://chhs.data.ca.gov/>

Information on interpreting this report: <https://www.cdph.ca.gov/Programs/CHCQ/HAI/Pages/AnnualHAIReports.aspx>