

# Healthcare-Associated Infections Report, 2017

## Long Beach Memorial Medical Center (Long Beach)

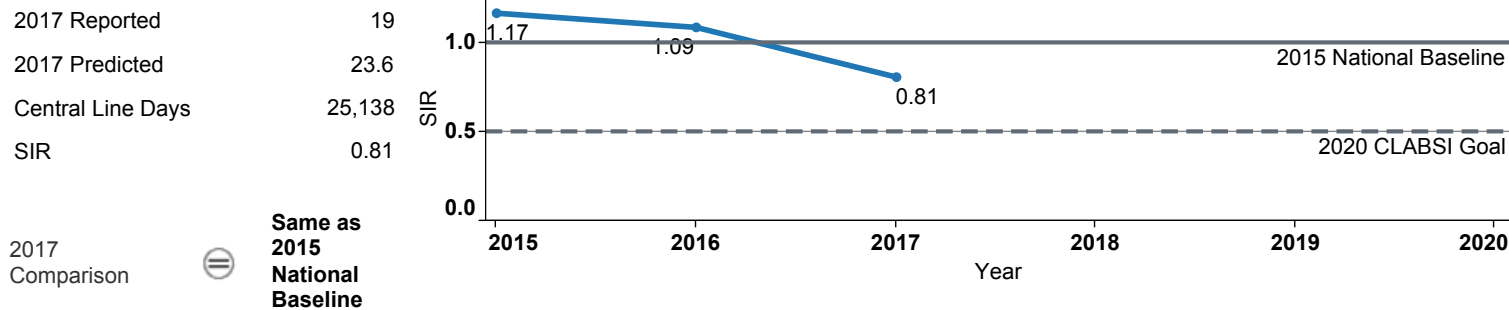


### Hospital Characteristics

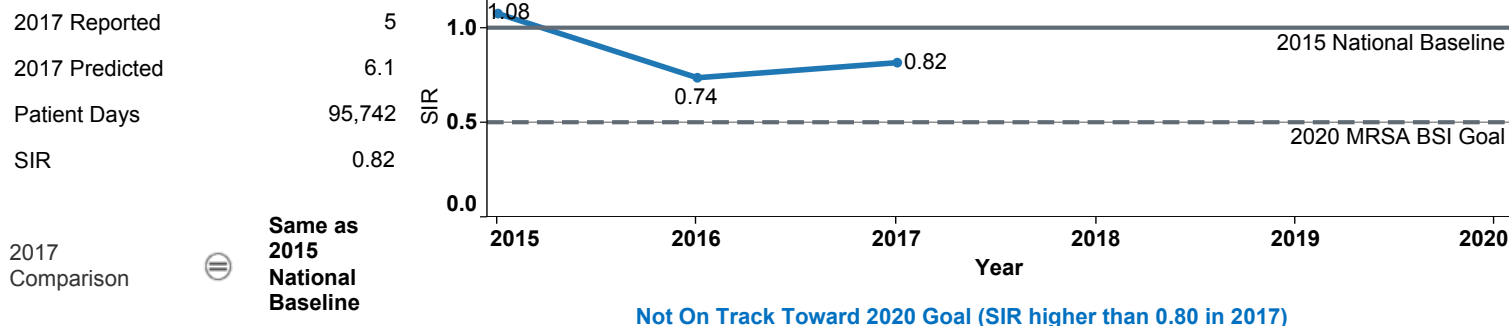
County	Medical School Affiliation	Hospital Type
Los Angeles	Graduate	Community, > 250 beds

The **trend lines** show this hospital's healthcare-associated infection (HAI) incidence from 2015 to 2017, reported as standardized infection ratios (SIR) when possible. Each result is interpreted as the **Same**, **Better**, or **Worse** than the national or state comparison.

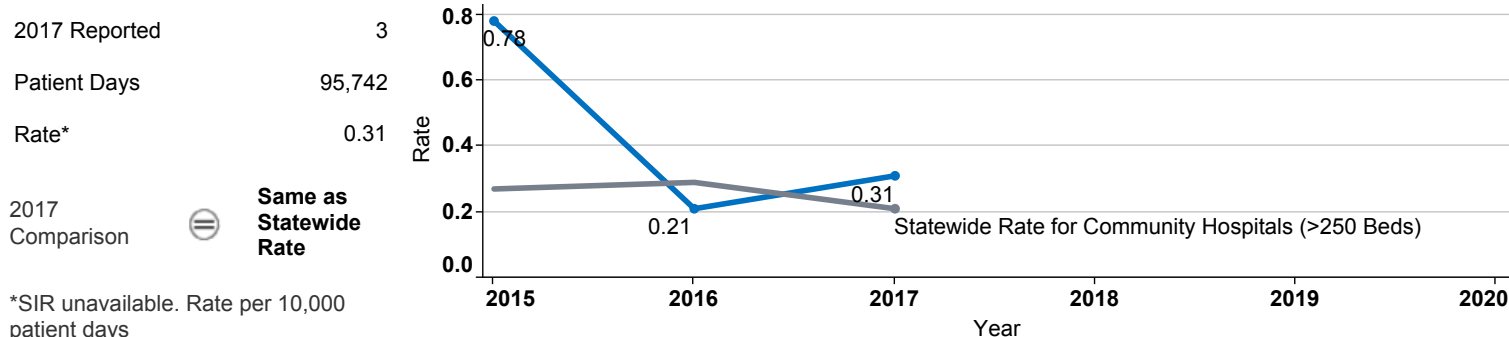
### Central Line Associated Bloodstream Infection (CLABSI)



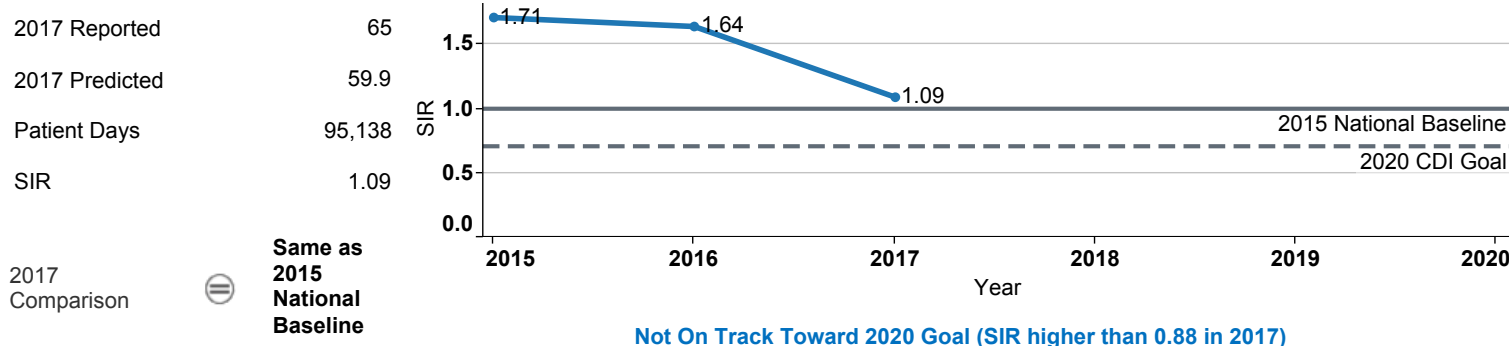
### Methicillin-Resistant *Staphylococcus aureus* Bloodstream Infection (MRSA BSI)



### Vancomycin-Resistant *Enterococcus* Bloodstream Infection (VRE BSI)



### *Clostridium difficile* Infection (CDI)



## Surgical Site Infection (SSI) - Adult

Procedure Type	Reported SSI	Predicted SSI	Number of Procedures	2017	Compared with 2015 National Baseline
Abdominal aortic aneurysm repair	0	0.1	14	Not enough procedures to calculate SIR	
Appendix surgery	0	0.4	213	0.00	⊖ Same
Bile duct, liver or pancreatic surgery	0	0.3	14	0.00	⊖ Same
Cardiac surgery	0	0.4	152	0.00	⊖ Same
Cesarean section	0	0.0	2	Not enough procedures to calculate SIR	
Colon surgery	5	4.8	236	1.04	⊖ Same
Coronary bypass, chest and donor incisions	0	0.9	131	0.00	⊖ Same
Coronary bypass, chest incision only	0	0.1	26	Not enough procedures to calculate SIR	
Exploratory abdominal surgery (laparotomy)	1	1.1	212	0.93	⊖ Same
Gallbladder surgery	1	1.0	353	0.96	⊖ Same
Gastric surgery	0	0.2	20	0.00	⊖ Same
Hip prosthesis	4	1.8	311	2.26	⊖ Same
Hysterectomy, abdominal	0	2.0	249	0.00	⊖ Same
Hysterectomy, vaginal	0	0.4	84	0.00	⊖ Same
Kidney surgery	0	0.1	23	Not enough procedures to calculate SIR	
Knee prosthesis	3	1.9	483	1.60	⊖ Same
Laminectomy	2	0.7	223	2.84	⊖ Same
Open reduction of fracture	0	1.6	263	0.00	⊖ Same
Ovarian surgery	0	0.2	311	Not enough procedures to calculate SIR	
Pacemaker surgery	0	0.5	256	0.00	⊖ Same
Rectal surgery	0	0.2	26	Not enough procedures to calculate SIR	
Small bowel surgery	1	2.3	121	0.43	⊖ Same
Spinal fusion	5	2.3	421	2.19	⊖ Same
Spleen surgery	0	0.1	8	Not enough procedures to calculate SIR	
Thoracic surgery	1	0.3	139	3.40	⊖ Same

## Surgical Site Infection (SSI) - Pediatric

Procedure Type	Reported SSI	Predicted SSI	Number of Procedures	2017	Compared with 2015 National Baseline
Appendix surgery	0	0.0	2	Not enough procedures to calculate SIR	
Cardiac surgery	0	0.3	38	Not enough procedures to calculate SIR	
Colon surgery	0	0.0	1	Not enough procedures to calculate SIR	
Exploratory abdominal surgery (laparotomy)	0	0.0	1	Not enough procedures to calculate SIR	
Gallbladder surgery	0	0.0	1	Not enough procedures to calculate SIR	
Open reduction of fracture	0	0.0	1	Not enough procedures to calculate SIR	
Small bowel surgery	0	0.0	1	Not enough procedures to calculate SIR	
Thoracic surgery	0	0.0	4	Not enough procedures to calculate SIR	

Data tables available from the California Health and Human Services Open Data Portal: <https://chhs.data.ca.gov/>

Information on interpreting this report: <https://www.cdph.ca.gov/Programs/CHCQ/HAI/Pages/AnnualHAIReports.aspx>