

Healthcare-Associated Infections Report, 2017

Kaiser Foundation Hospital, Panorama City (Panorama City)

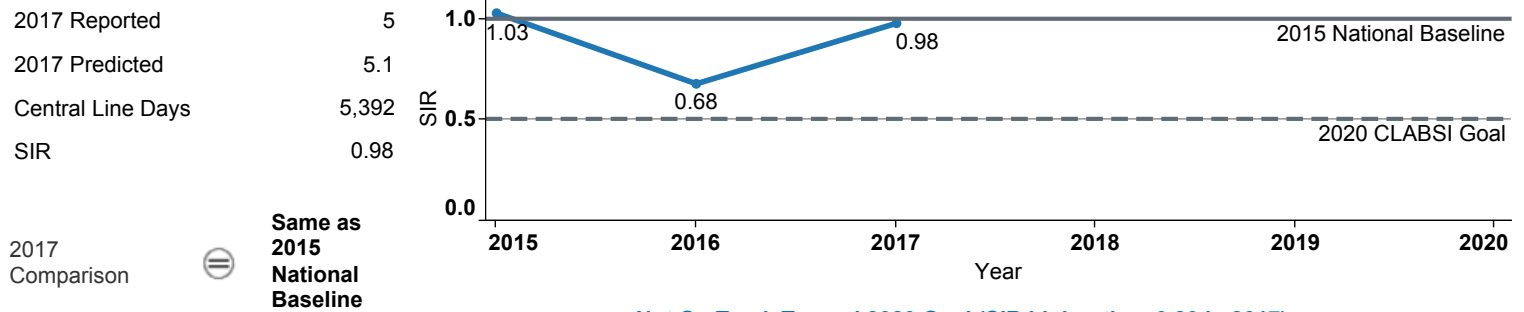


Hospital Characteristics

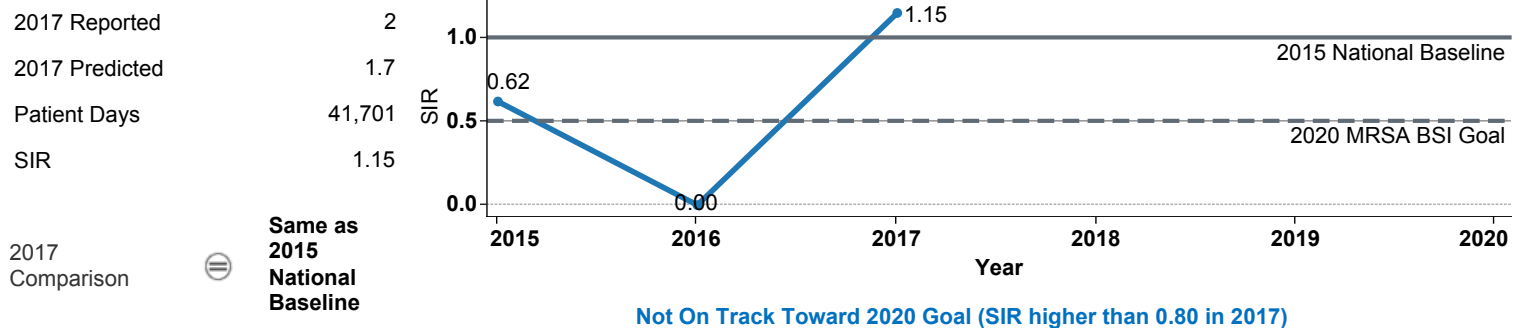
County	Medical School Affiliation	Hospital Type
Los Angeles	Graduate	Community, 125 – 250 beds

The **trend lines** show this hospital's healthcare-associated infection (HAI) incidence from 2015 to 2017, reported as standardized infection ratios (SIR) when possible. Each result is interpreted as the **Same**, **Better**, or **Worse** than the national or state comparison.

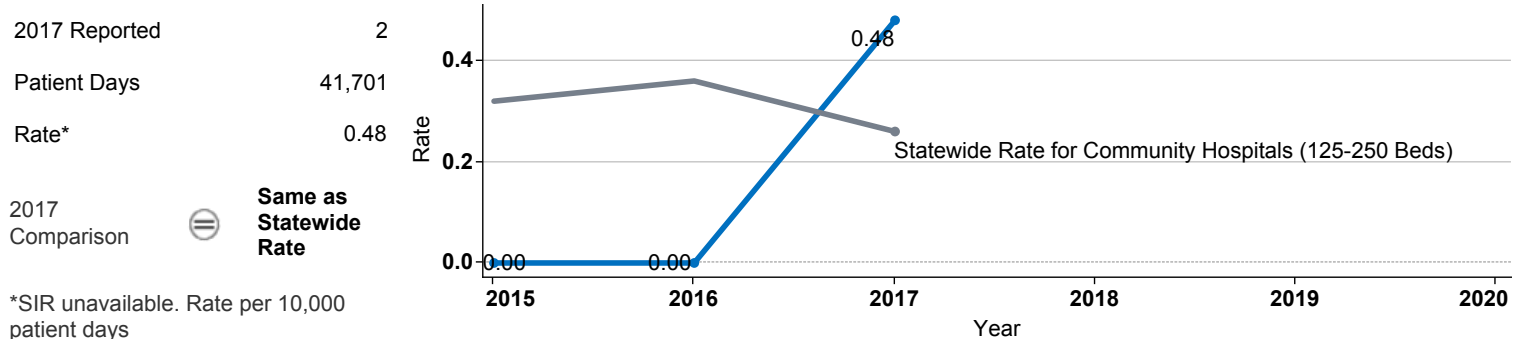
Central Line Associated Bloodstream Infection (CLABSI)



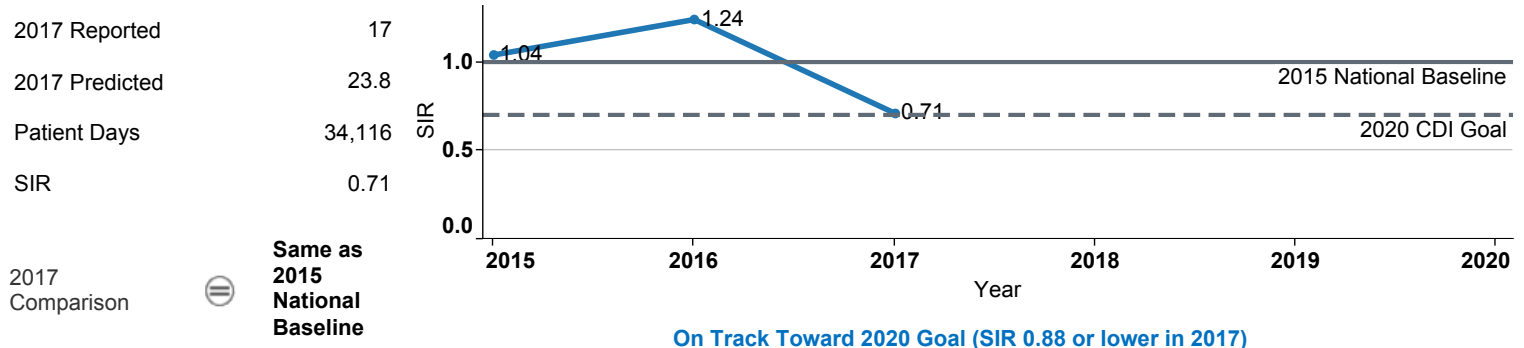
Methicillin-Resistant *Staphylococcus aureus* Bloodstream Infection (MRSA BSI)



Vancomycin-Resistant *Enterococcus* Bloodstream Infection (VRE BSI)



Clostridium difficile Infection (CDI)



Surgical Site Infection (SSI) - Adult

Procedure Type	Reported SSI	Predicted SSI	Number of Procedures	2017	Compared with 2015 National Baseline
Abdominal aortic aneurysm repair	0	0.0	2	Not enough procedures to calculate SIR	
Appendix surgery	0	0.4	176	0.00	⊖ Same
Bile duct, liver or pancreatic surgery	1	0.6	31	1.59	⊖ Same
Cesarean section	2	1.0	628	1.96	⊖ Same
Colon surgery	0	2.4	135	0.00	⊖ Same
Exploratory abdominal surgery (laparotomy)	0	0.6	132	0.00	⊖ Same
Gallbladder surgery	0	0.3	132	0.00	⊖ Same
Gastric surgery	0	0.3	25	0.00	⊖ Same
Hip prosthesis	0	1.1	273	0.00	⊖ Same
Hysterectomy, abdominal	0	0.7	83	0.00	⊖ Same
Hysterectomy, vaginal	0	0.2	54	0.00	⊖ Same
Kidney surgery	0	0.0	13	Not enough procedures to calculate SIR	
Knee prosthesis	2	1.2	464	1.72	⊖ Same
Open reduction of fracture	1	0.9	172	1.14	⊖ Same
Ovarian surgery	0	0.1	154	Not enough procedures to calculate SIR	
Pacemaker surgery	0	0.2	130	0.00	⊖ Same
Rectal surgery	0	0.1	16	Not enough procedures to calculate SIR	
Small bowel surgery	1	1.4	75	0.73	⊖ Same
Spleen surgery	0	0.0	2	Not enough procedures to calculate SIR	
Thoracic surgery	0	0.3	138	0.00	⊖ Same

Surgical Site Infection (SSI) - Pediatric

Procedure Type	Reported SSI	Predicted SSI	Number of Procedures	2017	Compared with 2015 National Baseline
Appendix surgery	0	0.2	45	Not enough procedures to calculate SIR	
Cesarean section	0	0.0	3	Not enough procedures to calculate SIR	
Exploratory abdominal surgery (laparotomy)	0	0.0	2	Not enough procedures to calculate SIR	
Open reduction of fracture	0	0.0	3	Not enough procedures to calculate SIR	
Thoracic surgery	0	0.0	3	Not enough procedures to calculate SIR	

Data tables available from the California Health and Human Services Open Data Portal: <https://chhs.data.ca.gov/>

Information on interpreting this report: <https://www.cdph.ca.gov/Programs/CHCQ/HAI/Pages/AnnualHAIReports.aspx>