

# Healthcare-Associated Infections Report, 2017

## Hollywood Presbyterian Medical Center (Los Angeles)

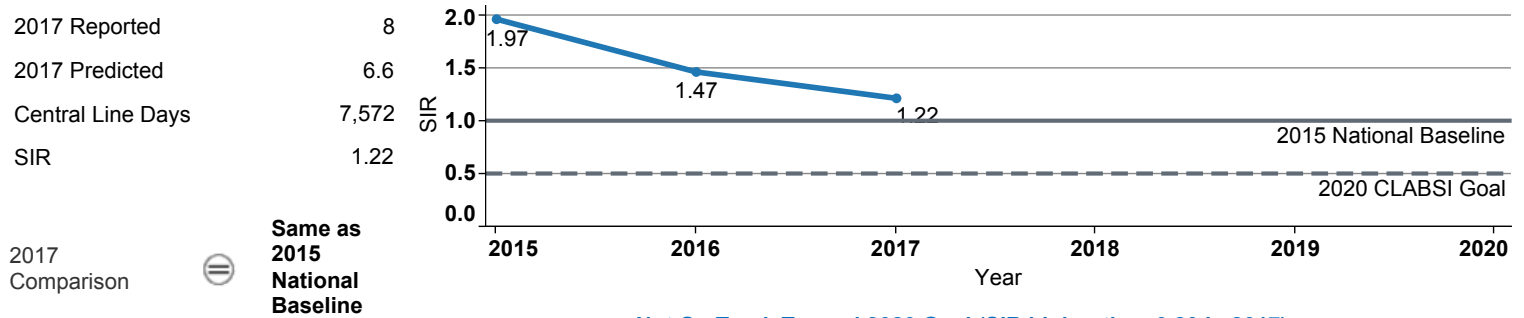


### Hospital Characteristics

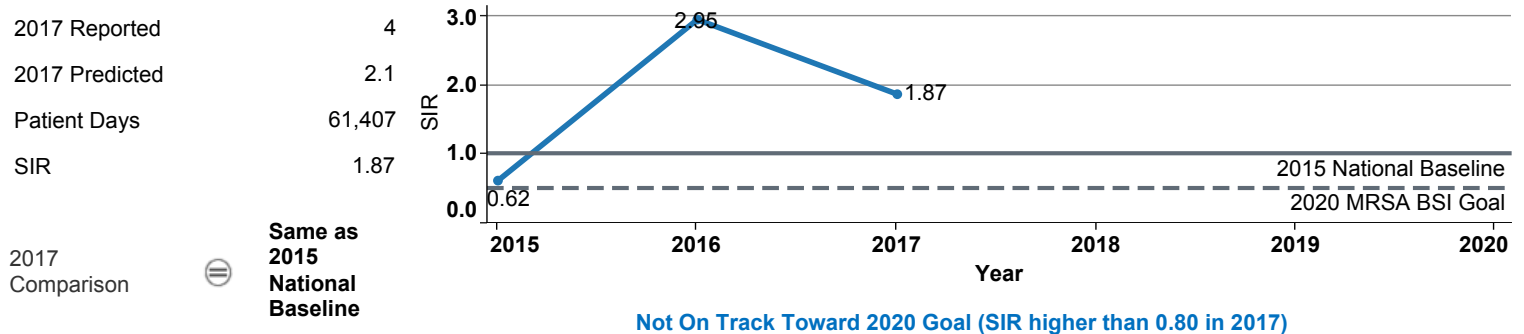
County	Medical School Affiliation	Hospital Type
Los Angeles	No	Community, > 250 beds

The **trend lines** show this hospital's healthcare-associated infection (HAI) incidence from 2015 to 2017, reported as standardized infection ratios (SIR) when possible. Each result is interpreted as the **Same**, **Better**, or **Worse** than the national or state comparison.

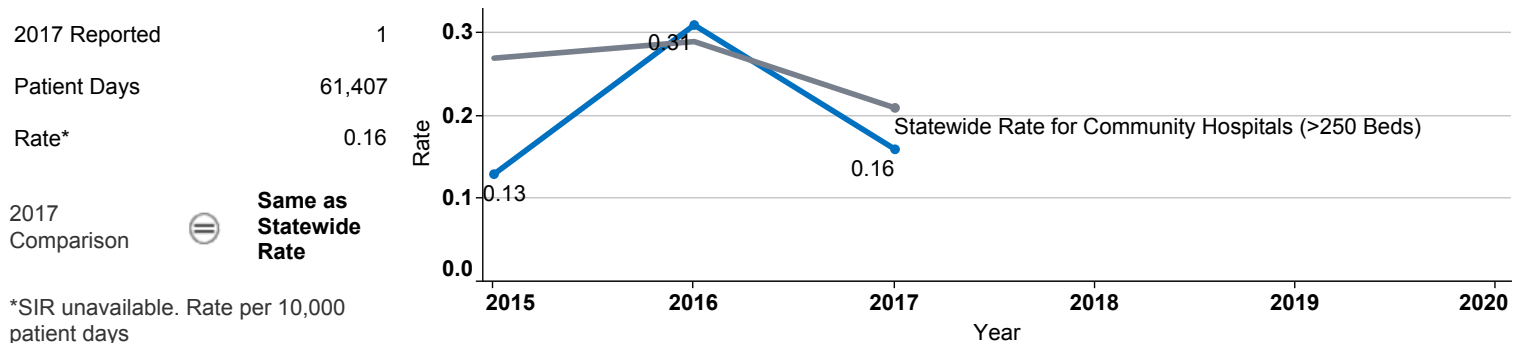
### Central Line Associated Bloodstream Infection (CLABSI)



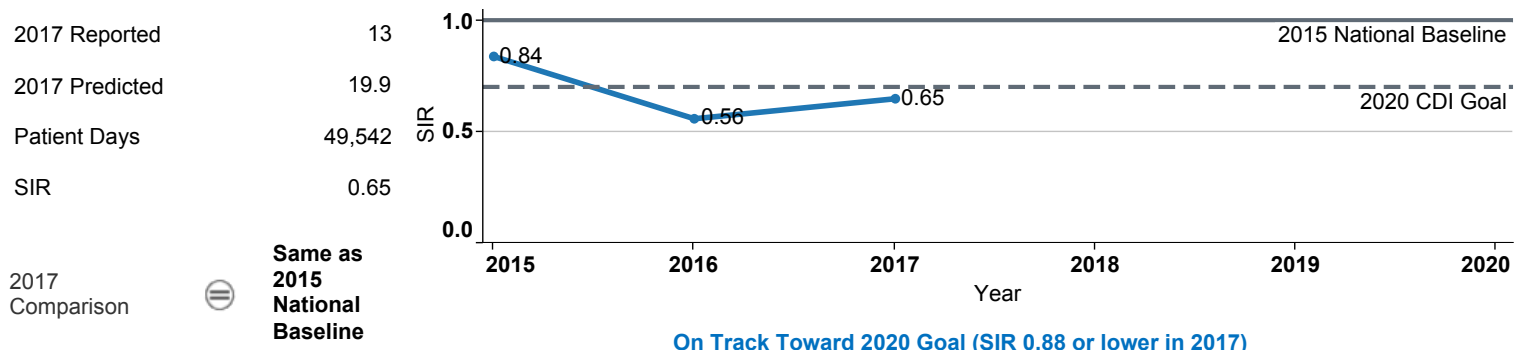
### Methicillin-Resistant *Staphylococcus aureus* Bloodstream Infection (MRSA BSI)



### Vancomycin-Resistant *Enterococcus* Bloodstream Infection (VRE BSI)



### *Clostridium difficile* Infection (CDI)



## Surgical Site Infection (SSI) - Adult

Procedure Type	Reported SSI	Predicted SSI	Number of Procedures	2017	Compared with 2015 National Baseline
Appendix surgery	0	0.8	120	0.00	⊖ Same
Bile duct, liver or pancreatic surgery	0	0.4	18	0.00	⊖ Same
Cardiac surgery	1	0.0	9	Not enough procedures to calculate SIR	
Cesarean section	1	1.4	1,097	0.70	⊖ Same
Colon surgery	0	1.2	54	0.00	⊖ Same
Coronary bypass, chest and donor incisions	1	0.5	30	2.19	⊖ Same
Coronary bypass, chest incision only	0	0.0	1	Not enough procedures to calculate SIR	
Exploratory abdominal surgery (laparotomy)	0	0.5	117	0.00	⊖ Same
Gallbladder surgery	1	0.7	130	1.53	⊖ Same
Gastric surgery	0	0.4	21	0.00	⊖ Same
Hip prosthesis	0	0.1	27	Not enough procedures to calculate SIR	
Hysterectomy, abdominal	0	0.5	72	0.00	⊖ Same
Hysterectomy, vaginal	0	0.0	10	Not enough procedures to calculate SIR	
Kidney surgery	0	0.1	15	Not enough procedures to calculate SIR	
Knee prosthesis	0	0.2	53	Not enough procedures to calculate SIR	
Laminectomy	0	0.4	84	0.00	⊖ Same
Open reduction of fracture	0	1.1	128	0.00	⊖ Same
Ovarian surgery	0	0.1	90	Not enough procedures to calculate SIR	
Pacemaker surgery	0	0.1	48	Not enough procedures to calculate SIR	
Rectal surgery	0	0.1	8	Not enough procedures to calculate SIR	
Small bowel surgery	0	0.4	21	0.00	⊖ Same
Spinal fusion	0	0.4	48	0.00	⊖ Same
Spleen surgery	0	0.0	2	Not enough procedures to calculate SIR	
Thoracic surgery	0	0.1	29	Not enough procedures to calculate SIR	

## Surgical Site Infection (SSI) - Pediatric

Procedure Type	Reported SSI	Predicted SSI	Number of Procedures	2017	Compared with 2015 National Baseline
Appendix surgery	0	0.0	2	Not enough procedures to calculate SIR	
Cesarean section	0	0.1	19	Not enough procedures to calculate SIR	
Gallbladder surgery	0	0.0	1	Not enough procedures to calculate SIR	
Open reduction of fracture	0	0.0	1	Not enough procedures to calculate SIR	

Data tables available from the California Health and Human Services Open Data Portal: <https://chhs.data.ca.gov/>

Information on interpreting this report: <https://www.cdph.ca.gov/Programs/CHCQ/HAI/Pages/AnnualHAIReports.aspx>