

**Healthcare-Associated Infections Report, 2017**  
**Greater El Monte Community Hospital (South El Monte)**

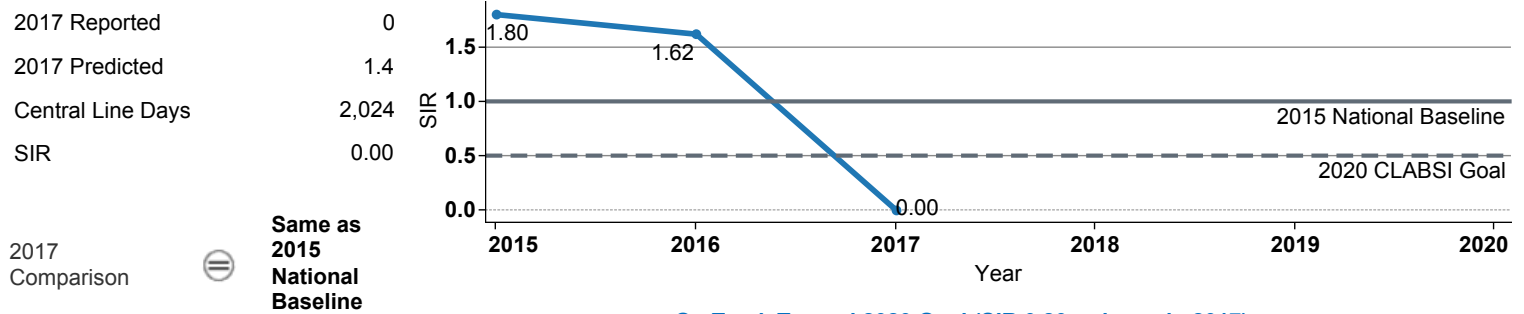


**Hospital Characteristics**

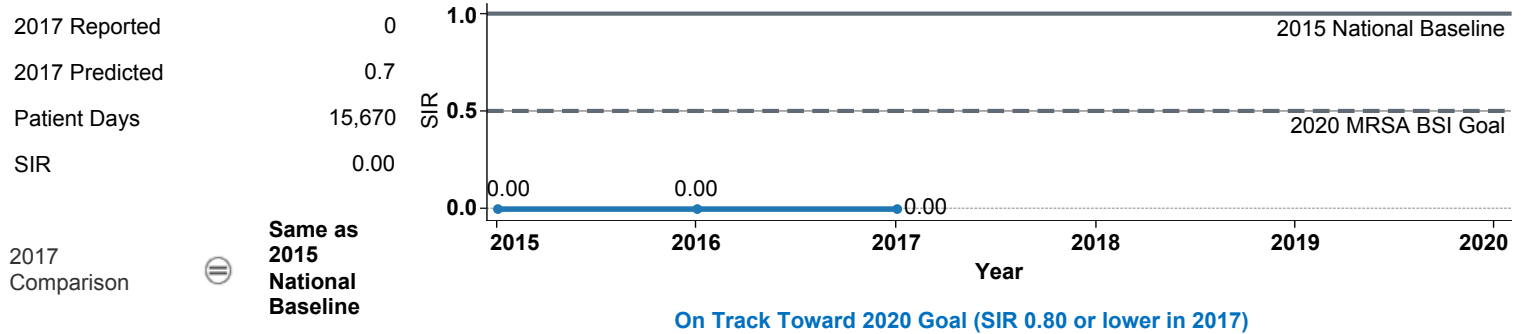
County	Medical School Affiliation	Hospital Type
Los Angeles	No	Community, < 125 beds

The **trend lines** show this hospital's healthcare-associated infection (HAI) incidence from 2015 to 2017, reported as standardized infection ratios (SIR) when possible. Each result is interpreted as the **Same**, **Better**, or **Worse** than the national or state comparison.

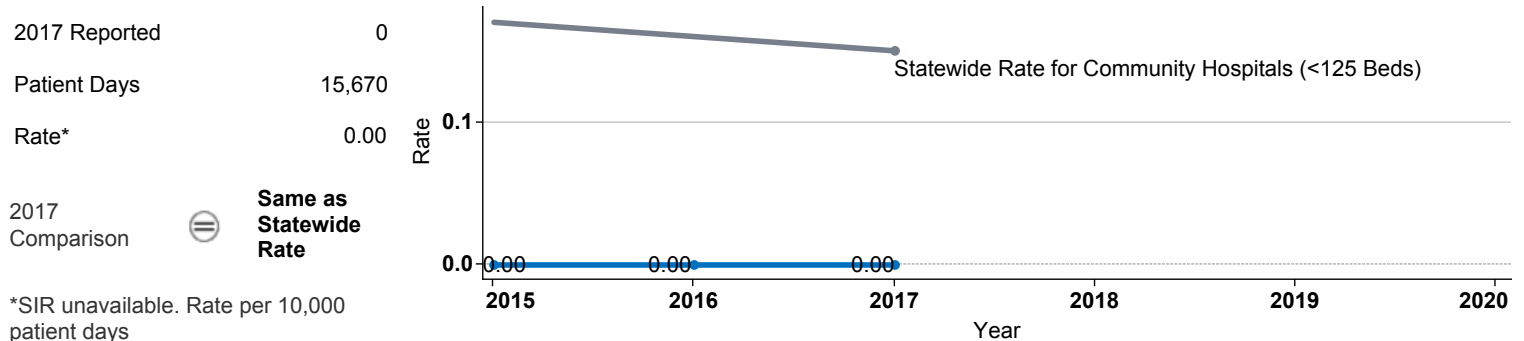
**Central Line Associated Bloodstream Infection (CLABSI)**



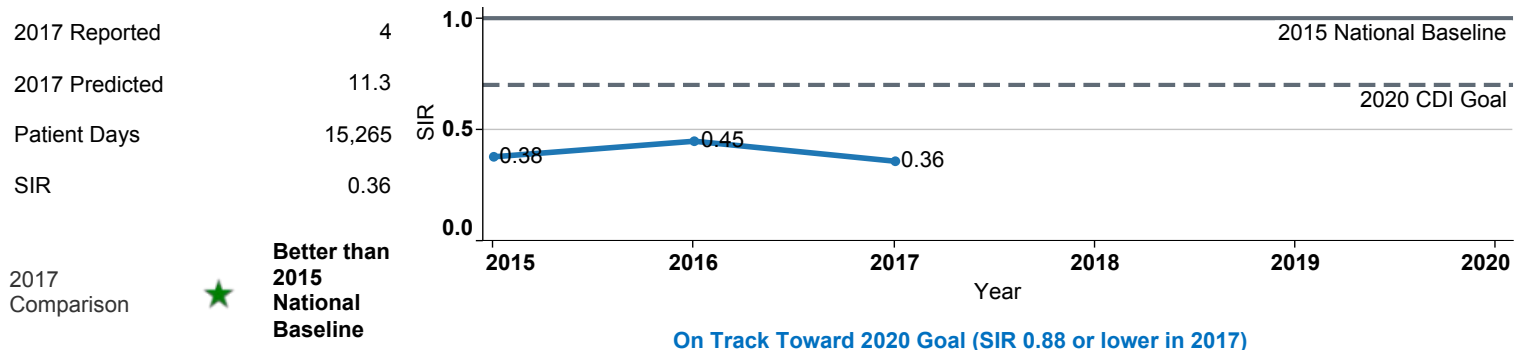
**Methicillin-Resistant *Staphylococcus aureus* Bloodstream Infection (MRSA BSI)**



**Vancomycin-Resistant *Enterococcus* Bloodstream Infection (VRE BSI)**



***Clostridium difficile* Infection (CDI)**



### Surgical Site Infection (SSI) - Adult

Procedure Type	Reported SSI	Predicted SSI	Number of Procedures	2017	Compared with 2015 National Baseline
Appendix surgery	0	0.1	30	Not enough procedures to calculate SIR	
Cesarean section	0	0.0	57	Not enough procedures to calculate SIR	
Colon surgery	0	0.1	3	Not enough procedures to calculate SIR	
Exploratory abdominal surgery (laparotomy)	0	0.0	6	Not enough procedures to calculate SIR	
Gallbladder surgery	0	0.1	64	Not enough procedures to calculate SIR	
Hysterectomy, abdominal	0	0.0	3	Not enough procedures to calculate SIR	

### Surgical Site Infection (SSI) - Pediatric

Procedure Type	Reported SSI	Predicted SSI	Number of Procedures	2017	Compared with 2015 National Baseline
Appendix surgery	0	0.0	36	Not enough procedures to calculate SIR	
Cesarean section	0	0.0	1	Not enough procedures to calculate SIR	

Data tables available from the California Health and Human Services Open Data Portal: <https://chhs.data.ca.gov/>

Information on interpreting this report: <https://www.cdph.ca.gov/Programs/CHCQ/HAI/Pages/AnnualHAIReports.aspx>