

Healthcare-Associated Infections Report, 2017  
Good Samaritan Hospital, Los Angeles (Los Angeles)

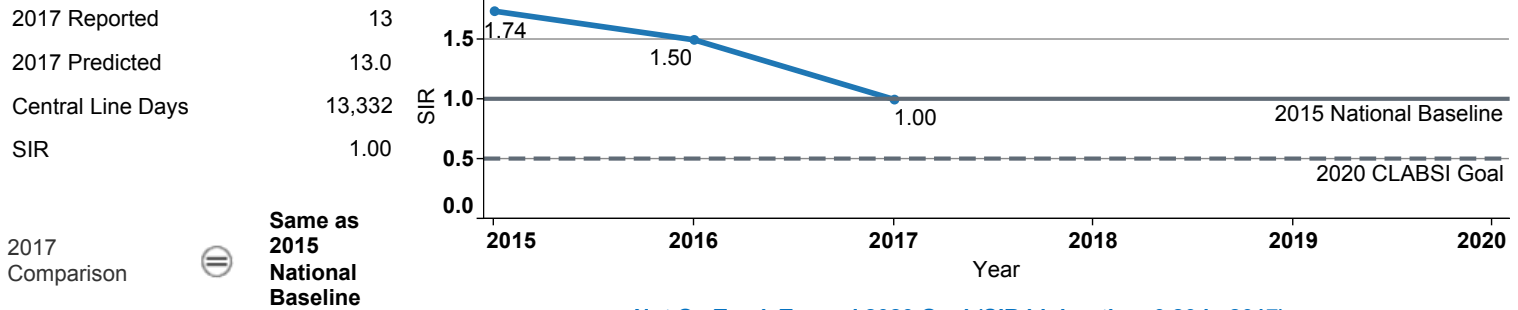


### Hospital Characteristics

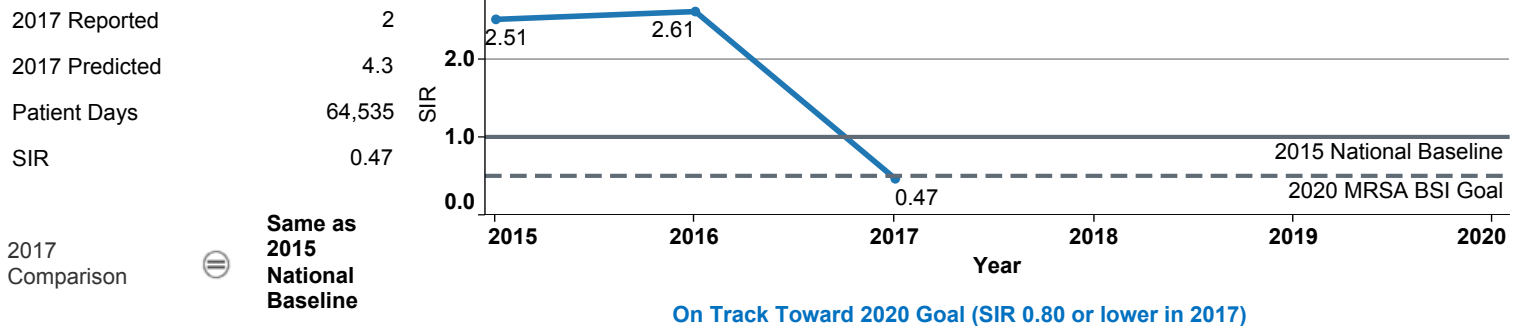
County	Medical School Affiliation	Hospital Type
Los Angeles	Graduate	Community, 125 – 250 beds

The **trend lines** show this hospital's healthcare-associated infection (HAI) incidence from 2015 to 2017, reported as standardized infection ratios (SIR) when possible. Each result is interpreted as the **Same**, **Better**, or **Worse** than the national or state comparison.

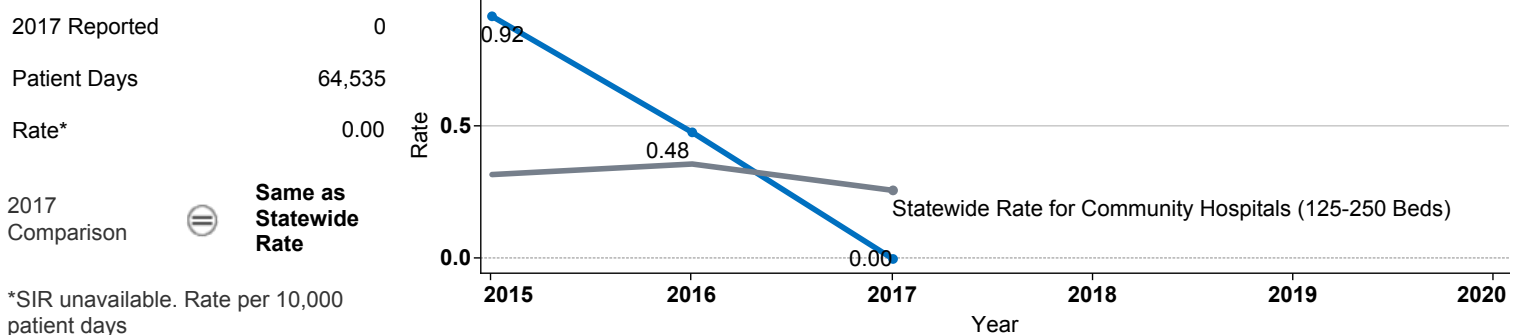
### Central Line Associated Bloodstream Infection (CLABSI)



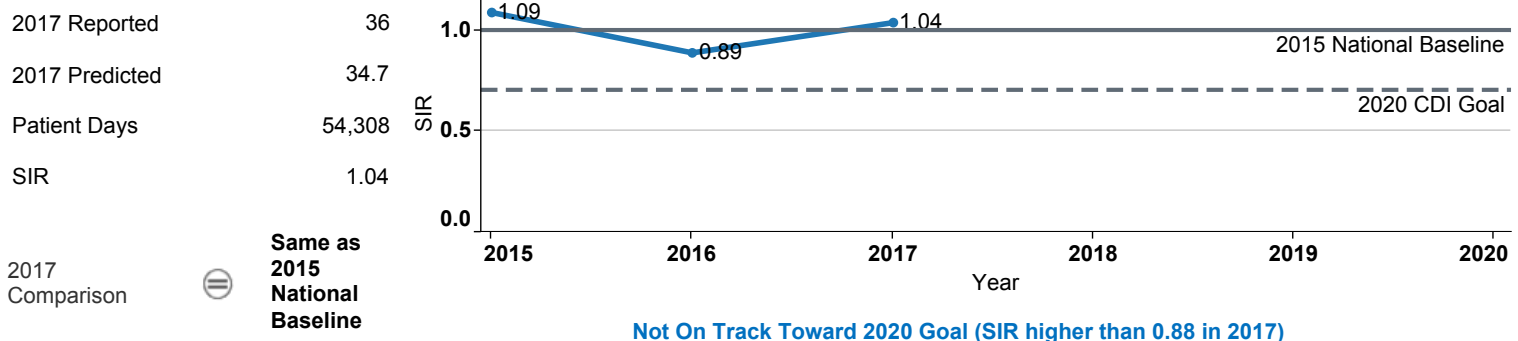
### Methicillin-Resistant *Staphylococcus aureus* Bloodstream Infection (MRSA BSI)



### Vancomycin-Resistant *Enterococcus* Bloodstream Infection (VRE BSI)



### *Clostridium difficile* Infection (CDI)



## Surgical Site Infection (SSI) - Adult

Procedure Type	Reported SSI	Predicted SSI	Number of Procedures	2017	Compared with 2015 National Baseline
Abdominal aortic aneurysm repair	0	0.0	2	<b>Not enough procedures to calculate SIR</b>	
Appendix surgery	0	0.3	106	<b>0.00</b>	⊖ Same
Bile duct, liver or pancreatic surgery	0	0.9	39	<b>0.00</b>	⊖ Same
Cardiac surgery	0	0.2	87	<b>0.00</b>	⊖ Same
Cesarean section	0	0.7	830	<b>0.00</b>	⊖ Same
Colon surgery	0	0.9	44	<b>0.00</b>	⊖ Same
Coronary bypass, chest and donor incisions	0	0.6	113	<b>0.00</b>	⊖ Same
Coronary bypass, chest incision only	0	0.0	3	<b>Not enough procedures to calculate SIR</b>	
Exploratory abdominal surgery (laparotomy)	0	0.3	63	<b>0.00</b>	⊖ Same
Gallbladder surgery	1	0.5	135	<b>1.95</b>	⊖ Same
Gastric surgery	0	0.3	15	<b>0.00</b>	⊖ Same
Hip prosthesis	0	0.7	123	<b>0.00</b>	⊖ Same
Hysterectomy, abdominal	0	0.2	46	<b>0.00</b>	⊖ Same
Hysterectomy, vaginal	0	0.0	3	<b>Not enough procedures to calculate SIR</b>	
Kidney surgery	0	0.0	6	<b>Not enough procedures to calculate SIR</b>	
Knee prosthesis	0	0.5	127	<b>0.00</b>	⊖ Same
Laminectomy	1	0.6	186	<b>1.72</b>	⊖ Same
Open reduction of fracture	0	0.4	67	<b>0.00</b>	⊖ Same
Ovarian surgery	0	0.0	34	<b>Not enough procedures to calculate SIR</b>	
Pacemaker surgery	0	0.2	102	<b>Not enough procedures to calculate SIR</b>	
Rectal surgery	0	0.1	13	<b>Not enough procedures to calculate SIR</b>	
Small bowel surgery	1	0.8	44	<b>1.22</b>	⊖ Same
Spinal fusion	1	0.9	169	<b>1.09</b>	⊖ Same
Spleen surgery	0	0.0	4	<b>Not enough procedures to calculate SIR</b>	
Thoracic surgery	0	0.1	39	<b>Not enough procedures to calculate SIR</b>	

## Surgical Site Infection (SSI) - Pediatric

Procedure Type	Reported SSI	Predicted SSI	Number of Procedures	2017	Compared with 2015 National Baseline
Appendix surgery	0	0.0	1	<b>Not enough procedures to calculate SIR</b>	
Cesarean section	0	0.0	2	<b>Not enough procedures to calculate SIR</b>	
Gallbladder surgery	0	0.0	1	<b>Not enough procedures to calculate SIR</b>	

Data tables available from the California Health and Human Services Open Data Portal: <https://chhs.data.ca.gov/>

Information on interpreting this report: <https://www.cdph.ca.gov/Programs/CHCQ/HAI/Pages/AnnualHAIReports.aspx>