

Healthcare-Associated Infections Report, 2017

Glendale Memorial Hospital and Health Center (Glendale)

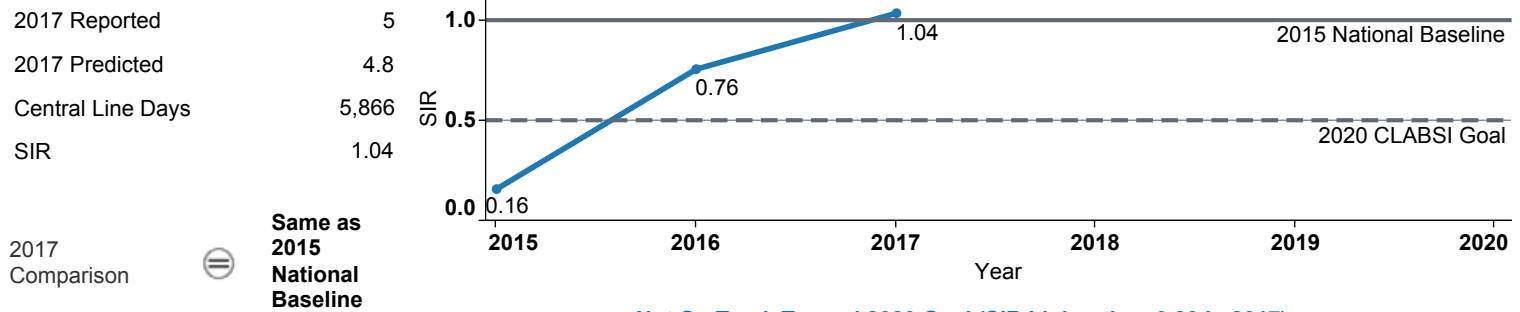


Hospital Characteristics

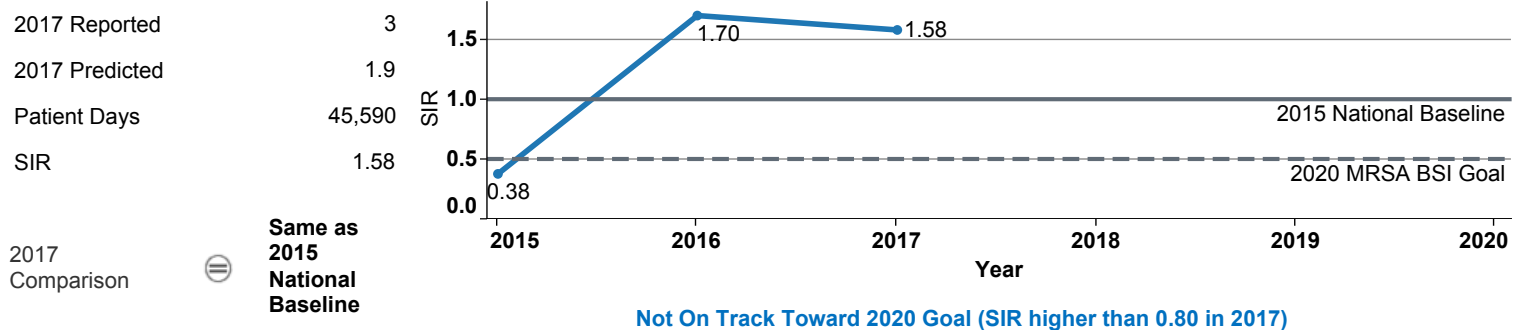
County	Medical School Affiliation	Hospital Type
Los Angeles	No	Community, > 250 beds

The **trend lines** show this hospital's healthcare-associated infection (HAI) incidence from 2015 to 2017, reported as standardized infection ratios (SIR) when possible. Each result is interpreted as the **Same**, **Better**, or **Worse** than the national or state comparison.

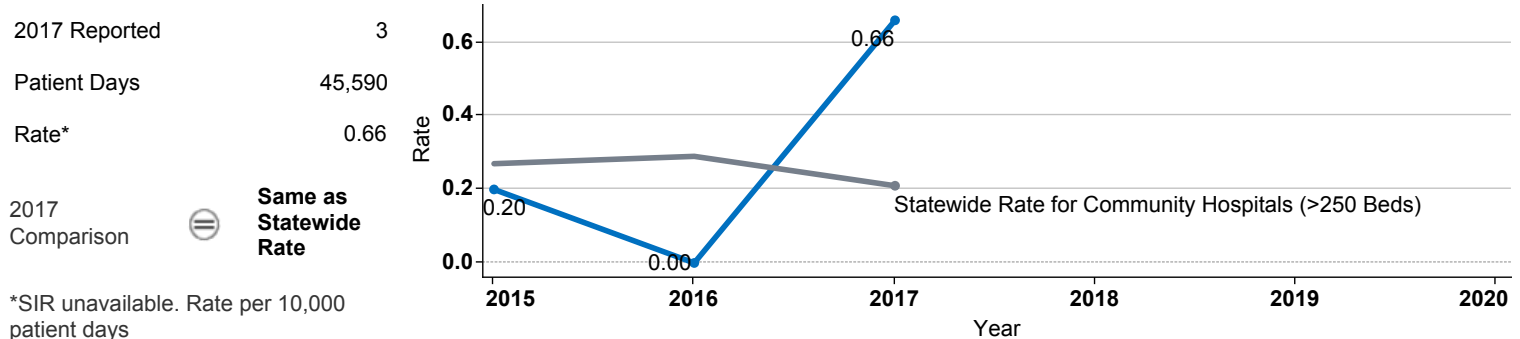
Central Line Associated Bloodstream Infection (CLABSI)



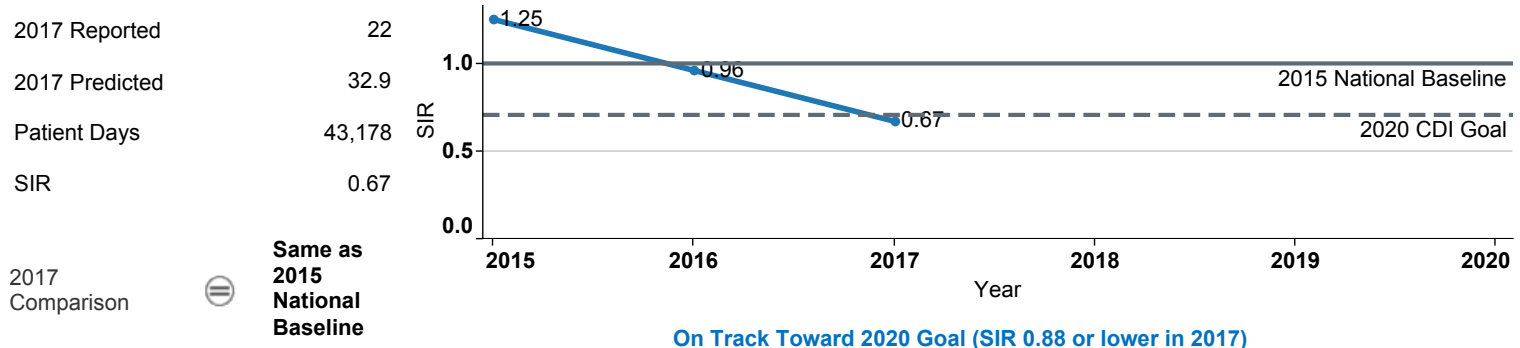
Methicillin-Resistant *Staphylococcus aureus* Bloodstream Infection (MRSA BSI)



Vancomycin-Resistant *Enterococcus* Bloodstream Infection (VRE BSI)



Clostridium difficile Infection (CDI)



Surgical Site Infection (SSI) - Adult

Procedure Type	Reported SSI	Predicted SSI	Number of Procedures	2017	Compared with 2015 National Baseline
Abdominal aortic aneurysm repair	0	0.0	2	Not enough procedures to calculate SIR	
Appendix surgery	0	0.2	92	Not enough procedures to calculate SIR	
Bile duct, liver or pancreatic surgery	0	0.0	5	Not enough procedures to calculate SIR	
Cardiac surgery	0	0.1	38	Not enough procedures to calculate SIR	
Cesarean section	1	0.5	637	2.17	⊖ Same
Colon surgery	1	1.4	74	0.71	⊖ Same
Coronary bypass, chest and donor incisions	0	0.5	78	0.00	⊖ Same
Coronary bypass, chest incision only	0	0.1	15	Not enough procedures to calculate SIR	
Exploratory abdominal surgery (laparotomy)	1	0.3	74	3.33	⊖ Same
Gallbladder surgery	0	0.3	83	0.00	⊖ Same
Gastric surgery	0	0.1	30	Not enough procedures to calculate SIR	
Hip prosthesis	0	0.5	72	0.00	⊖ Same
Hysterectomy, abdominal	0	0.1	21	Not enough procedures to calculate SIR	
Hysterectomy, vaginal	0	0.1	20	Not enough procedures to calculate SIR	
Kidney surgery	0	0.0	6	Not enough procedures to calculate SIR	
Knee prosthesis	0	0.5	159	0.00	⊖ Same
Laminectomy	0	0.1	33	Not enough procedures to calculate SIR	
Open reduction of fracture	0	0.5	74	0.00	⊖ Same
Ovarian surgery	0	0.0	54	Not enough procedures to calculate SIR	
Pacemaker surgery	0	0.2	109	Not enough procedures to calculate SIR	
Rectal surgery	0	0.2	27	0.00	⊖ Same
Small bowel surgery	0	0.8	42	0.00	⊖ Same
Spinal fusion	0	0.4	34	0.00	⊖ Same
Thoracic surgery	0	0.1	47	Not enough procedures to calculate SIR	

Surgical Site Infection (SSI) - Pediatric

Procedure Type	Reported SSI	Predicted SSI	Number of Procedures	2017	Compared with 2015 National Baseline
Appendix surgery	0	0.0	2	Not enough procedures to calculate SIR	
Cesarean section	0	0.0	4	Not enough procedures to calculate SIR	

Data tables available from the California Health and Human Services Open Data Portal: <https://chhs.data.ca.gov/>

Information on interpreting this report: <https://www.cdph.ca.gov/Programs/CHCQ/HAI/Pages/AnnualHAIReports.aspx>