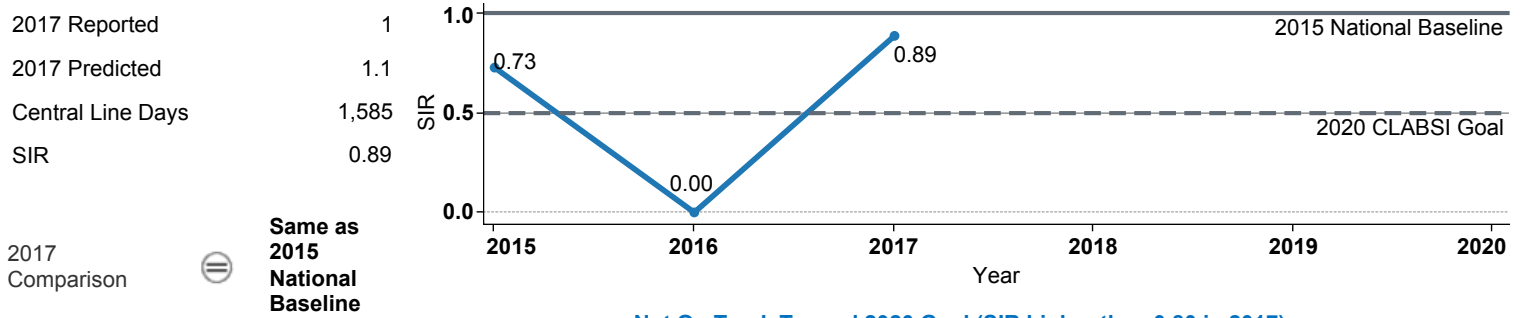


Hospital Characteristics

County	Medical School Affiliation	Hospital Type
Los Angeles	No	Community, < 125 beds

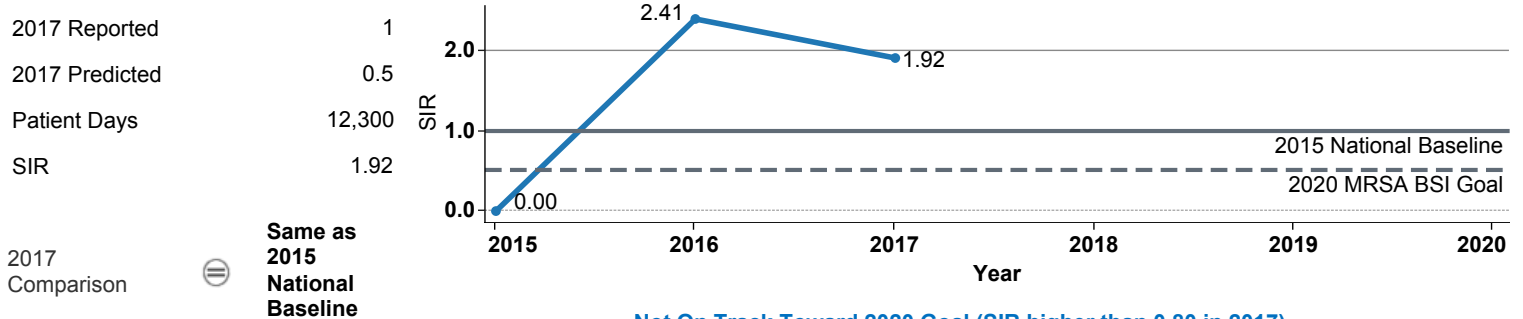
The **trend lines** show this hospital's healthcare-associated infection (HAI) incidence from 2015 to 2017, reported as standardized infection ratios (SIR) when possible. Each result is interpreted as the **Same**, **Better**, or **Worse** than the national or state comparison.

Central Line Associated Bloodstream Infection (CLABSI)



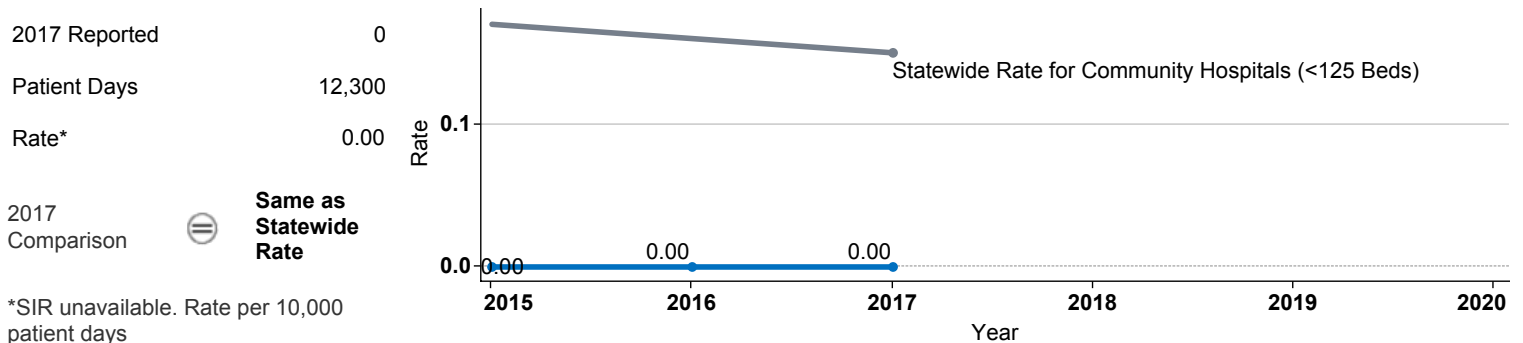
Not On Track Toward 2020 Goal (SIR higher than 0.80 in 2017)

Methicillin Resistant *Staphylococcus aureus* Bloodstream Infection (MRSA BSI)



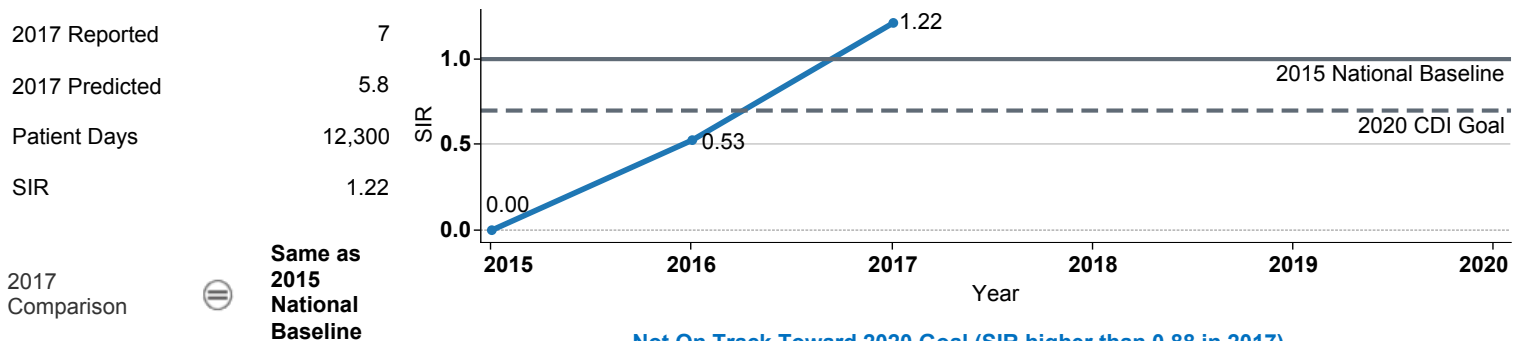
Not On Track Toward 2020 Goal (SIR higher than 0.80 in 2017)

Vancomycin Resistant *Enterococcus* Bloodstream Infection (VRE BSI)



*SIR unavailable. Rate per 10,000 patient days

***Clostridium difficile* Infection (CDI)**



Not On Track Toward 2020 Goal (SIR higher than 0.88 in 2017)

Surgical Site Infection (SSI) Adult

Procedure Type	Reported SSI	Predicted SSI	Number of Procedures	2017	Compared with 2015 National Baseline
Appendix surgery	0	0.1	27		Not enough procedures to calculate SIR
Colon surgery	0	0.1	5		Not enough procedures to calculate SIR
Exploratory abdominal surgery (laparotomy)	0	0.1	16		Not enough procedures to calculate SIR
Gallbladder surgery	0	0.1	39		Not enough procedures to calculate SIR
Hip prosthesis	0	0.0	1		Not enough procedures to calculate SIR
Hysterectomy, abdominal	0	0.0	2		Not enough procedures to calculate SIR
Knee prosthesis	0	0.0	5		Not enough procedures to calculate SIR
Open reduction of fracture	0	0.2	25		Not enough procedures to calculate SIR

Surgical Site Infection (SSI) Pediatric

Procedure Type	Reported SSI	Predicted SSI	Number of Procedures	2017	Compared with 2015 National Baseline
Appendix surgery	0	0.0	1		Not enough procedures to calculate SIR

Data tables available from the California Health and Human Services Open Data Portal: <https://chhs.data.ca.gov/>

Information on interpreting this report: <https://www.cdph.ca.gov/Programs/CHCQ/HAI/Pages/AnnualHAIReports.aspx>