

Healthcare-Associated Infections Report, 2017
Citrus Valley Medical Center, QV Campus (West Covina)

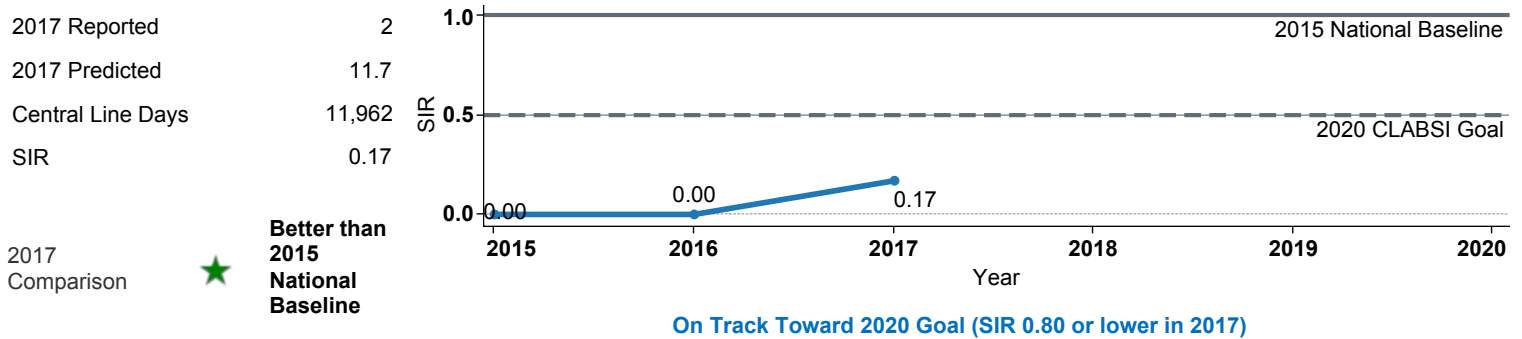


Hospital Characteristics

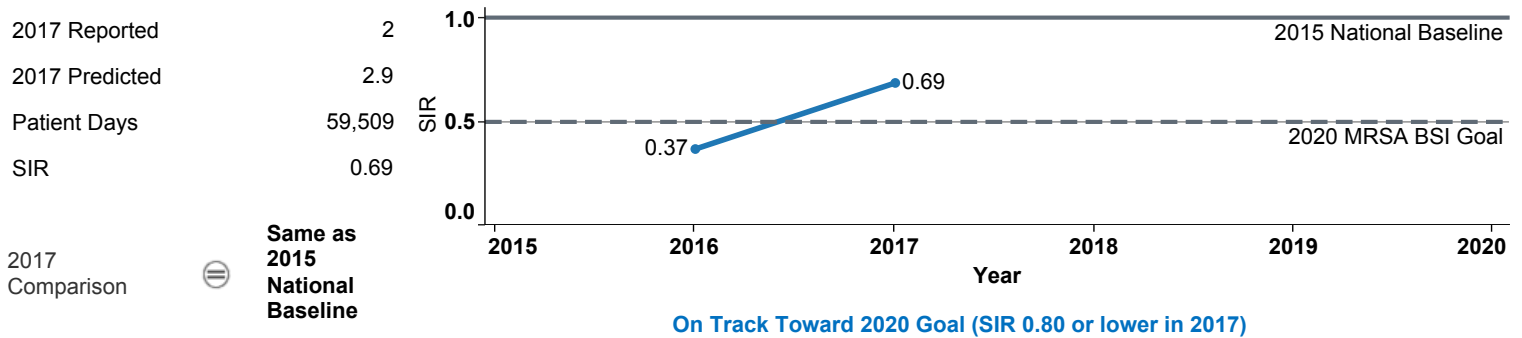
County	Medical School Affiliation	Hospital Type
Los Angeles	Graduate	Community, > 250 beds

The **trend lines** show this hospital's healthcare-associated infection (HAI) incidence from 2015 to 2017, reported as standardized infection ratios (SIR) when possible. Each result is interpreted as the Same, **Better**, or **Worse** than the national or state comparison.

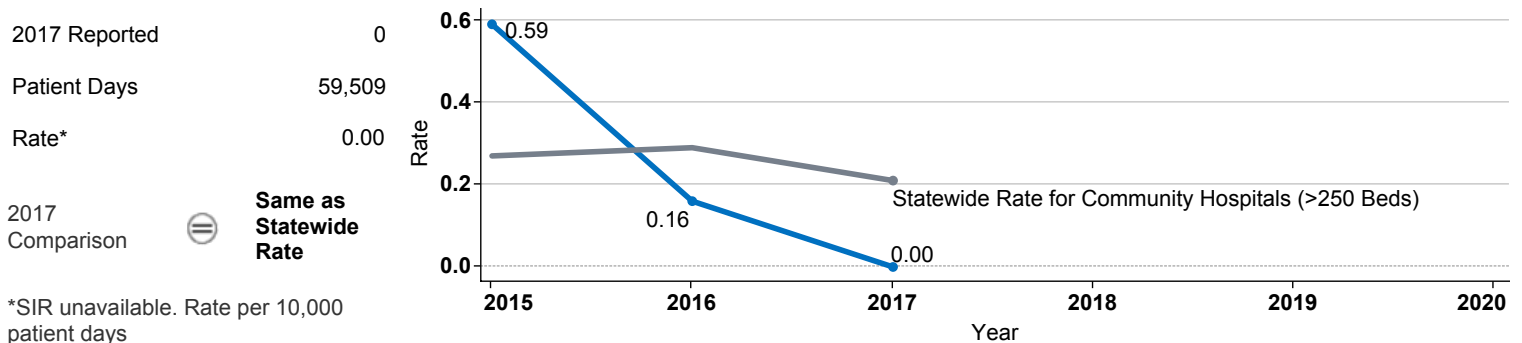
Central Line Associated Bloodstream Infection (CLABSI)



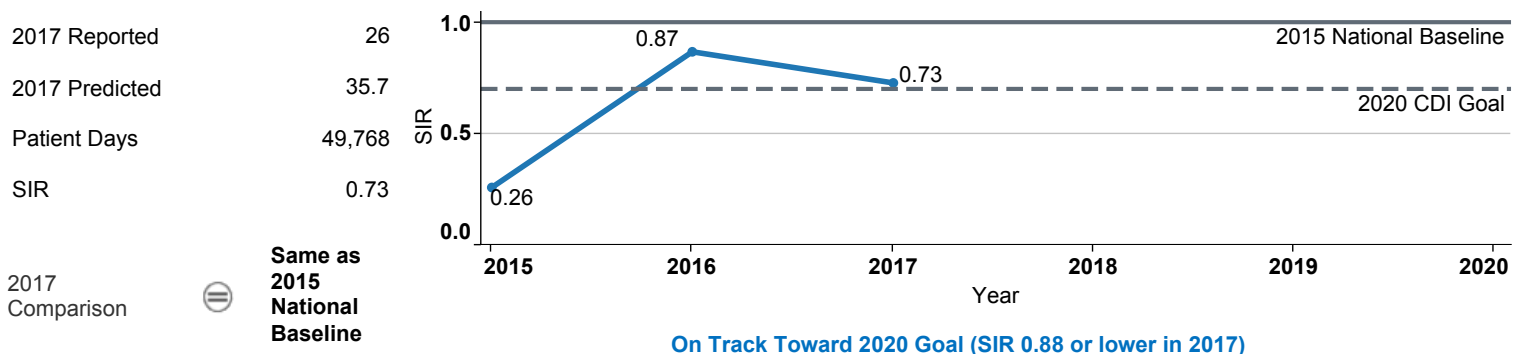
Methicillin Resistant *Staphylococcus aureus* Bloodstream Infection (MRSA BSI)



Vancomycin Resistant *Enterococcus* Bloodstream Infection (VRE BSI)



***Clostridium difficile* Infection (CDI)**



Surgical Site Infection (SSI) Adult

Procedure Type	Reported SSI	Predicted SSI	Number of Procedures	2017	Compared with 2015 National Baseline
Appendix surgery	0	0.8	189	0.00	⊖ Same
Bile duct, liver or pancreatic surgery	0	0.2	11	0.00	⊖ Same
Cardiac surgery	0	0.0	15	Not enough procedures to calculate SIR	
Cesarean section	0	4.4	1,414	0.00	★ Better
Colon surgery	2	3.1	79	0.65	⊖ Same
Exploratory abdominal surgery (laparotomy)	2	1.8	206	1.13	⊖ Same
Gallbladder surgery	1	1.9	331	0.52	⊖ Same
Gastric surgery	0	0.2	12	0.00	⊖ Same
Hip prosthesis	2	1.6	84	1.28	⊖ Same
Hysterectomy, abdominal	0	1.0	113	0.00	⊖ Same
Hysterectomy, vaginal	0	0.1	16	Not enough procedures to calculate SIR	
Kidney surgery	0	0.1	29	Not enough procedures to calculate SIR	
Knee prosthesis	0	1.7	151	0.00	⊖ Same
Laminectomy	0	0.3	86	0.00	⊖ Same
Open reduction of fracture	1	0.7	96	1.41	⊖ Same
Ovarian surgery	0	0.1	109	Not enough procedures to calculate SIR	
Pacemaker surgery	0	0.1	37	Not enough procedures to calculate SIR	
Rectal surgery	0	0.1	14	Not enough procedures to calculate SIR	
Small bowel surgery	0	1.5	79	0.00	⊖ Same
Spinal fusion	0	0.6	70	0.00	⊖ Same
Spleen surgery	0	0.1	7	Not enough procedures to calculate SIR	
Thoracic surgery	0	0.1	23	Not enough procedures to calculate SIR	

Surgical Site Infection (SSI) Pediatric

Procedure Type	Reported SSI	Predicted SSI	Number of Procedures	2017	Compared with 2015 National Baseline
Appendix surgery	0	1.0	140	0.00	⊖ Same
Cesarean section	0	0.0	10	Not enough procedures to calculate SIR	
Colon surgery	0	0.1	6	Not enough procedures to calculate SIR	
Exploratory abdominal surgery (laparotomy)	0	0.5	23	Not enough procedures to calculate SIR	
Gallbladder surgery	0	0.0	11	Not enough procedures to calculate SIR	
Open reduction of fracture	0	0.0	3	Not enough procedures to calculate SIR	
Small bowel surgery	0	0.1	12	Not enough procedures to calculate SIR	

Data tables available from the California Health and Human Services Open Data Portal: <https://chhs.data.ca.gov/>

Information on interpreting this report: <https://www.cdph.ca.gov/Programs/CHCQ/HAI/Pages/AnnualHAIReports.aspx>