

Healthcare-Associated Infections Report, 2017

Adventist Health White Memorial (Los Angeles)

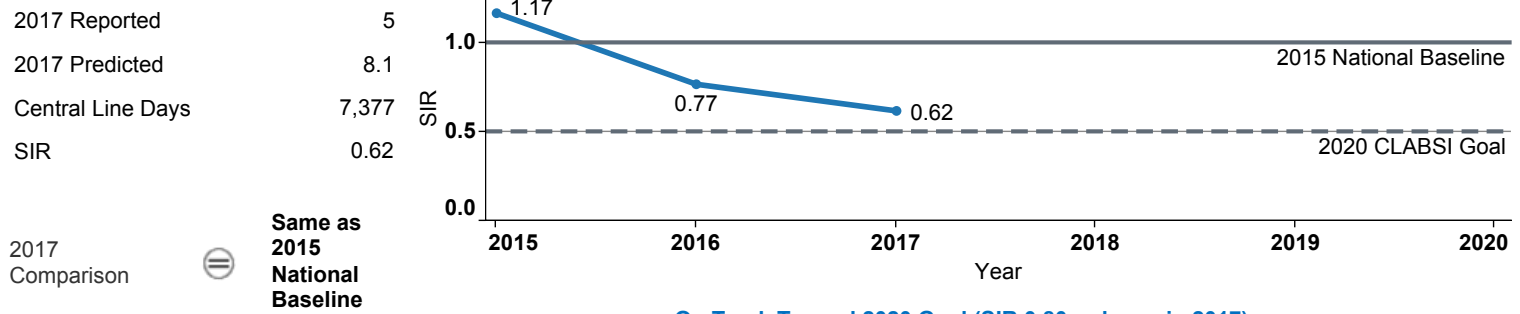


Hospital Characteristics

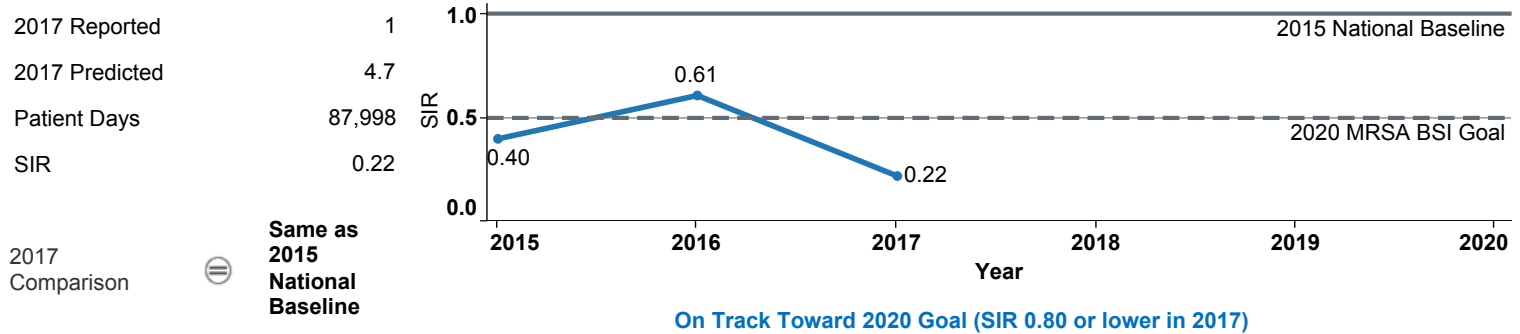
County	Medical School Affiliation	Hospital Type
Los Angeles	Major	Major Teaching

The **trend lines** show this hospital's healthcare-associated infection (HAI) incidence from 2015 to 2017, reported as standardized infection ratios (SIR) when possible. Each result is interpreted as the **Same**, **Better**, or **Worse** than the national or state comparison.

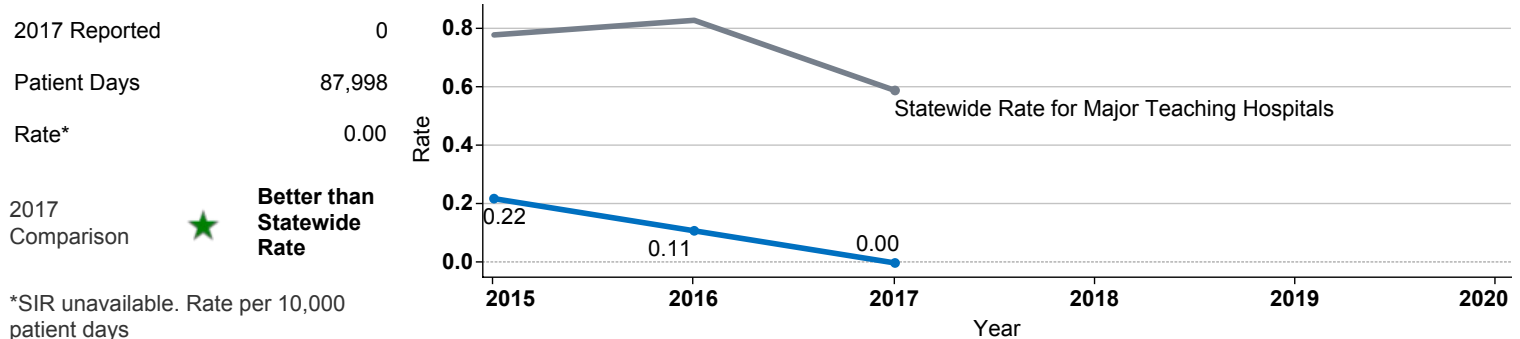
Central Line Associated Bloodstream Infection (CLABSI)



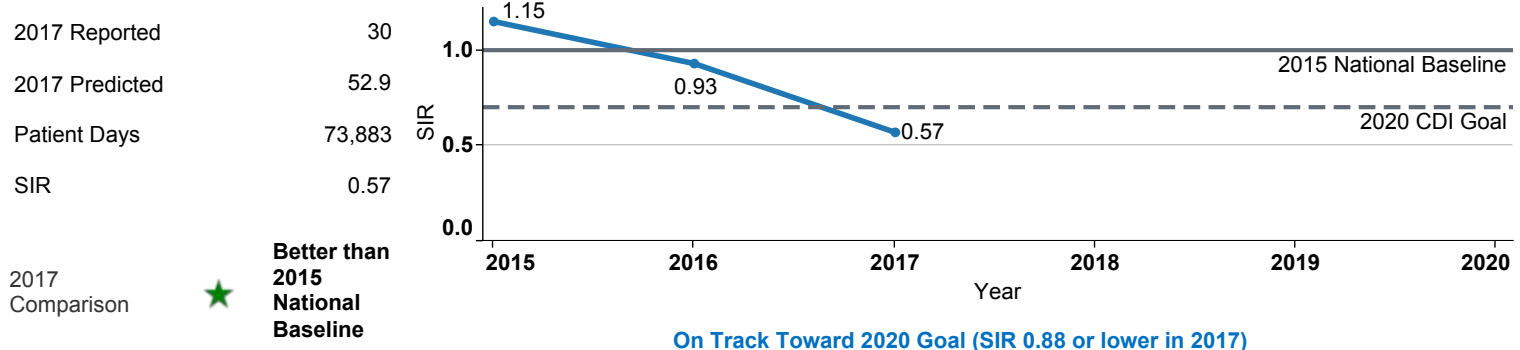
Methicillin Resistant *Staphylococcus aureus* Bloodstream Infection (MRSA BSI)



Vancomycin Resistant *Enterococcus* Bloodstream Infection (VRE BSI)



Clostridium difficile Infection (CDI)



Surgical Site Infection (SSI) Adult

Procedure Type	Reported SSI	Predicted SSI	Number of Procedures	2017	Compared with 2015 National Baseline
Appendix surgery	0	0.9	123	0.00	⊖ Same
Bile duct, liver or pancreatic surgery	0	0.1	6	Not enough procedures to calculate SIR	
Cardiac surgery	0	0.1	22	Not enough procedures to calculate SIR	
Cesarean section	0	3.0	1,171	0.00	★ Better
Colon surgery	3	1.1	49	2.70	⊖ Same
Coronary bypass, chest and donor incisions	0	0.2	36	0.00	⊖ Same
Coronary bypass, chest incision only	1	0.2	28	Not enough procedures to calculate SIR	
Exploratory abdominal surgery (laparotomy)	0	0.2	56	0.00	⊖ Same
Gallbladder surgery	0	0.7	240	0.00	⊖ Same
Gastric surgery	0	0.1	8	Not enough procedures to calculate SIR	
Hip prosthesis	0	0.8	109	0.00	⊖ Same
Hysterectomy, abdominal	0	0.4	47	0.00	⊖ Same
Hysterectomy, vaginal	0	0.6	86	0.00	⊖ Same
Kidney surgery	0	0.0	5	Not enough procedures to calculate SIR	
Knee prosthesis	1	1.0	297	0.99	⊖ Same
Laminectomy	0	0.4	137	0.00	⊖ Same
Open reduction of fracture	1	1.0	146	1.04	⊖ Same
Ovarian surgery	0	0.0	37	Not enough procedures to calculate SIR	
Pacemaker surgery	0	0.1	30	Not enough procedures to calculate SIR	
Rectal surgery	0	0.2	10	0.00	⊖ Same
Small bowel surgery	0	0.4	21	0.00	⊖ Same
Spinal fusion	2	1.5	227	1.36	⊖ Same
Spleen surgery	0	0.0	1	Not enough procedures to calculate SIR	
Thoracic surgery	0	0.1	22	Not enough procedures to calculate SIR	

Surgical Site Infection (SSI) Pediatric

Procedure Type	Reported SSI	Predicted SSI	Number of Procedures	2017	Compared with 2015 National Baseline
Appendix surgery	1	0.3	115	Not enough procedures to calculate SIR	
Cesarean section	0	0.0	11	Not enough procedures to calculate SIR	
Exploratory abdominal surgery (laparotomy)	0	0.0	3	Not enough procedures to calculate SIR	
Gallbladder surgery	0	0.0	11	Not enough procedures to calculate SIR	
Hysterectomy, abdominal	0	0.0	1	Not enough procedures to calculate SIR	
Open reduction of fracture	0	0.0	6	Not enough procedures to calculate SIR	
Spinal fusion	0	0.0	1	Not enough procedures to calculate SIR	
Thoracic surgery	0	0.0	1	Not enough procedures to calculate SIR	

Data tables available from the California Health and Human Services Open Data Portal: <https://chhs.data.ca.gov/>

Information on interpreting this report: <https://www.cdph.ca.gov/Programs/CHCQ/HAI/Pages/AnnualHAIReports.aspx>