

Healthcare-Associated Infections Report, 2017

Adventist Health Glendale (Glendale)

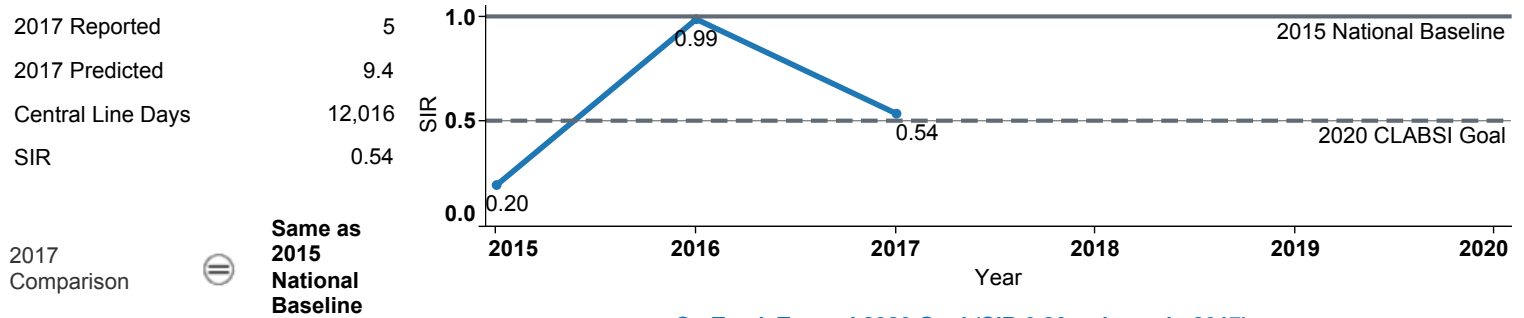


Hospital Characteristics

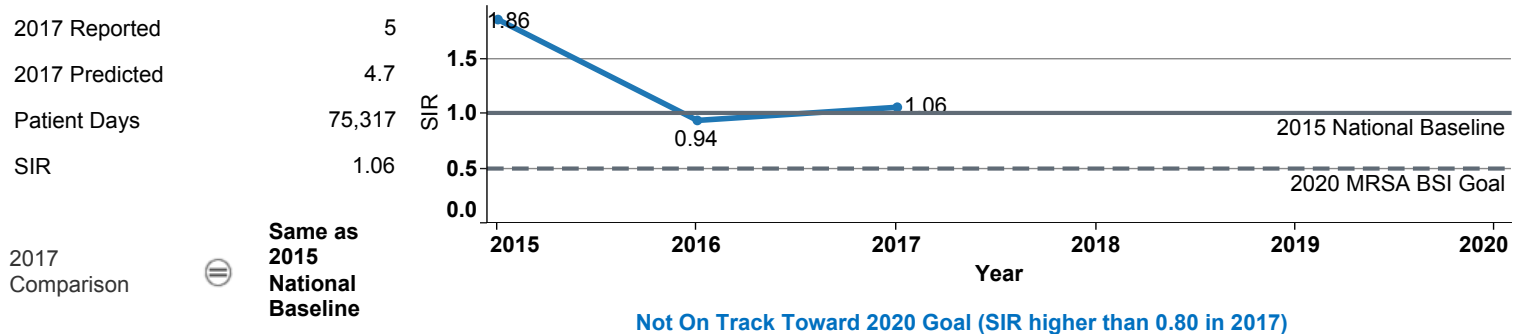
County	Medical School Affiliation	Hospital Type
Los Angeles	No	Community, > 250 beds

The **trend lines** show this hospital's healthcare-associated infection (HAI) incidence from 2015 to 2017, reported as standardized infection ratios (SIR) when possible. Each result is interpreted as the **Same**, **Better**, or **Worse** than the national or state comparison.

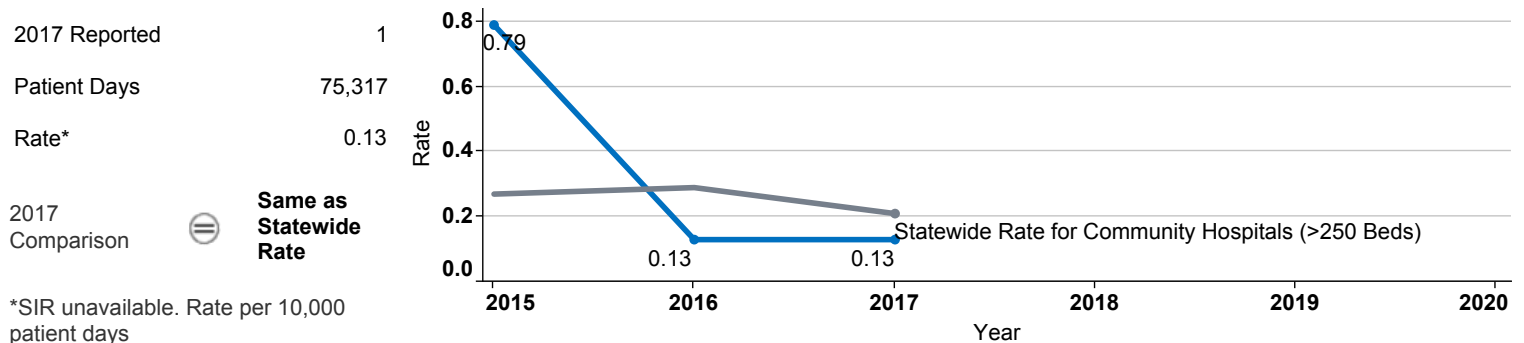
Central Line Associated Bloodstream Infection (CLABSI)



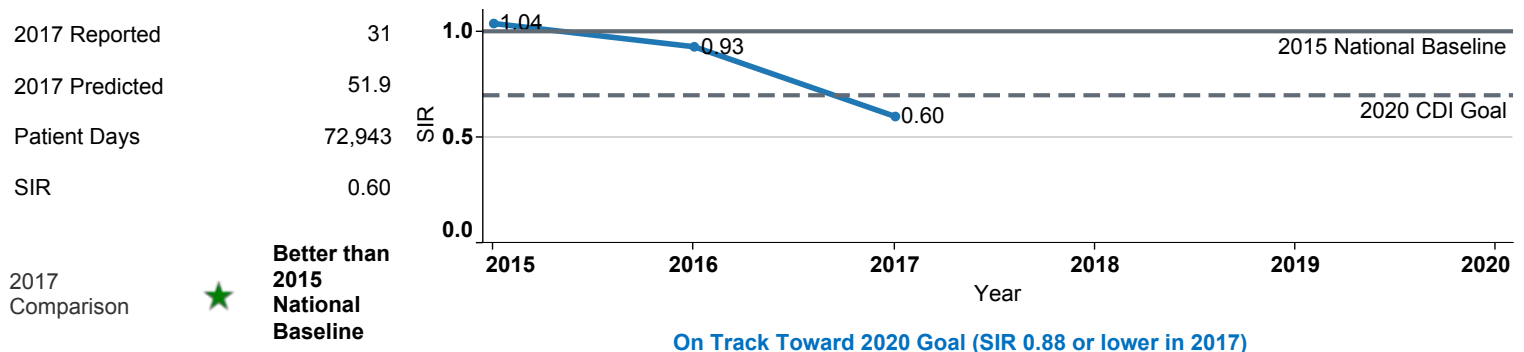
Methicillin-Resistant *Staphylococcus aureus* Bloodstream Infection (MRSA BSI)



Vancomycin-Resistant *Enterococcus* Bloodstream Infection (VRE BSI)



Clostridium difficile Infection (CDI)



Surgical Site Infection (SSI) - Adult

Procedure Type	Reported SSI	Predicted SSI	Number of Procedures	2017	Compared with 2015 National Baseline
Appendix surgery	0	0.8	111	0.00	⊖ Same
Bile duct, liver or pancreatic surgery	1	1.0	58	1.04	⊖ Same
Cardiac surgery	0	0.1	49	Not enough procedures to calculate SIR	
Cesarean section	0	1.0	870	0.00	⊖ Same
Colon surgery	3	1.8	91	1.71	⊖ Same
Coronary bypass, chest and donor incisions	0	0.6	115	0.00	⊖ Same
Coronary bypass, chest incision only	0	0.1	13	Not enough procedures to calculate SIR	
Exploratory abdominal surgery (laparotomy)	1	0.4	121	2.40	⊖ Same
Gallbladder surgery	2	1.4	281	1.44	⊖ Same
Gastric surgery	1	0.4	72	2.35	⊖ Same
Hip prosthesis	1	1.6	191	0.62	⊖ Same
Hysterectomy, abdominal	0	0.4	58	0.00	⊖ Same
Hysterectomy, vaginal	0	0.3	60	0.00	⊖ Same
Kidney surgery	0	0.0	10	Not enough procedures to calculate SIR	
Knee prosthesis	2	1.3	283	1.54	⊖ Same
Laminectomy	0	0.9	218	0.00	⊖ Same
Open reduction of fracture	4	1.0	182	3.85	✖ Worse
Ovarian surgery	0	0.1	131	Not enough procedures to calculate SIR	
Pacemaker surgery	0	0.4	228	0.00	⊖ Same
Rectal surgery	0	0.3	16	0.00	⊖ Same
Small bowel surgery	3	1.7	88	1.80	⊖ Same
Spinal fusion	1	1.7	181	0.58	⊖ Same
Spleen surgery	0	0.0	4	Not enough procedures to calculate SIR	
Thoracic surgery	0	0.1	45	Not enough procedures to calculate SIR	

Surgical Site Infection (SSI) - Pediatric

Procedure Type	Reported SSI	Predicted SSI	Number of Procedures	2017	Compared with 2015 National Baseline
Appendix surgery	0	0.0	3	Not enough procedures to calculate SIR	
Cesarean section	0	0.0	2	Not enough procedures to calculate SIR	
Gallbladder surgery	0	0.0	1	Not enough procedures to calculate SIR	
Thoracic surgery	0	0.0	1	Not enough procedures to calculate SIR	

Data tables available from the California Health and Human Services Open Data Portal: <https://chhs.data.ca.gov/>

Information on interpreting this report: <https://www.cdph.ca.gov/Programs/CHCQ/HAI/Pages/AnnualHAIReports.aspx>