Healthcare-Associated Infections Report, 2017

The General Hospital (Eureka)

California Department of PublicHealth

Hospital Characteristics

County	Medical School Affiliation	Hospital Type
Humboldt	**No**	**Free-Standing Rehabilitation Hospital**

The **trend lines** show this hospital's healthcare-associated infection (HAI) incidence from 2015 to 2017, reported as standardized infection ratios (SIR) when possible. Each result is interpreted as the ⊜ **Same**, ★ **Better**, or ✖ **Worse** than the national or state comparison.

Central Line Associated Bloodstream Infection (CLABSI)

2017 Reported	1
2017 Predicted	0.2
Central Line Days	302
SIR	
2017 Comparison	**Not Enough Data to Compare**

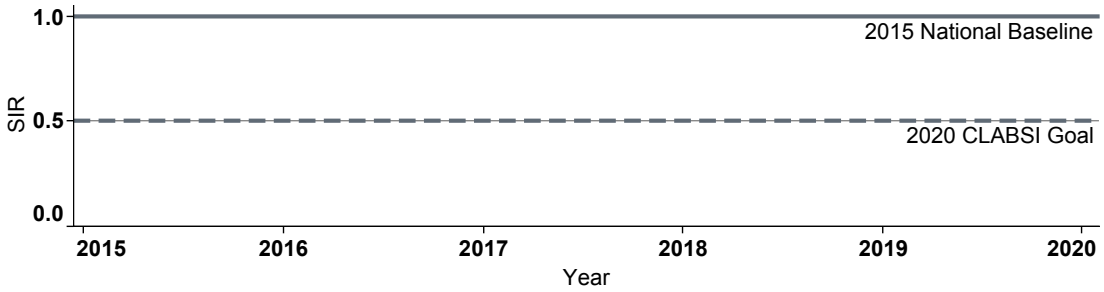

Goal Progress Could Not Be Determined

Methicillin Resistant *Staphylococcus aureus* Bloodstream Infection (MRSA BSI)

2017 Reported	0
2017 Predicted	0.1
Patient Days	2,528
SIR	
2017 Comparison	**Not Enough Data to Compare**

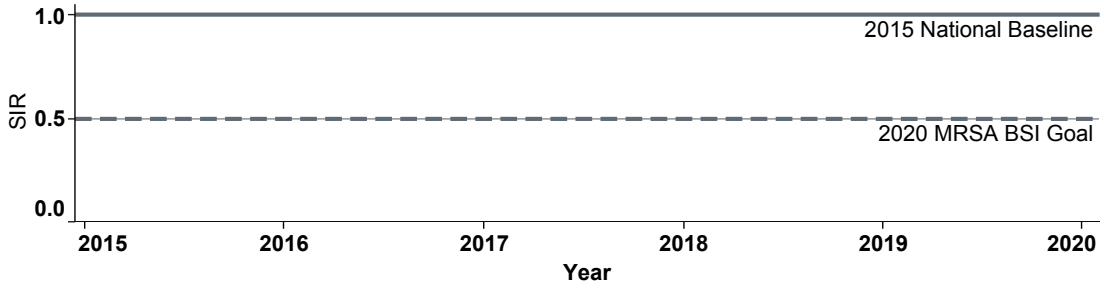

Goal Progress Could Not Be Determined

Vancomycin Resistant *Enterococcus* Bloodstream Infection (VRE BSI)

2017 Reported	0
Patient Days	2,528
Rate*	0.00
2017 Comparison	⊜ **Same as Statewide Rate**

*SIR unavailable. Rate per 10,000 patient days

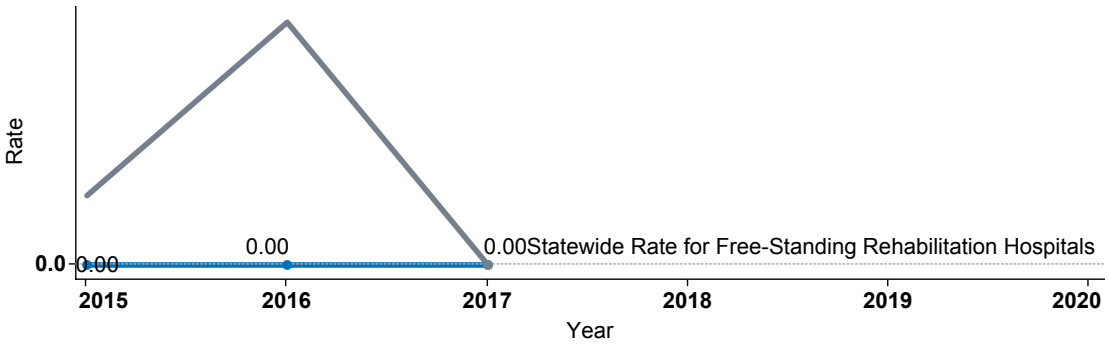

Clostridium difficile Infection (CDI)

2017 Reported	2
2017 Predicted	0.9
Patient Days	2,528
SIR	2.36
2017 Comparison	⊜ **Same as 2015 National Baseline**

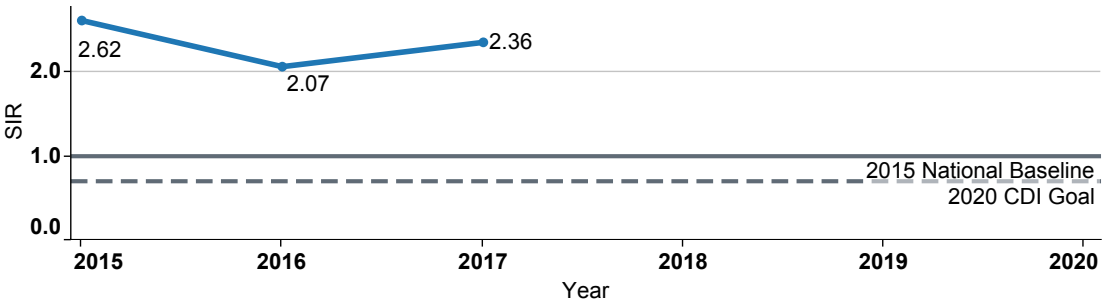

Not On Track Toward 2020 Goal (SIR higher than 0.88 in 2017)

Surgical Site Infection (SSI) Adult

This hospital did not report adult surgical procedures in 2017.

Surgical Site Infection (SSI) Pediatric

This hospital did not report pediatric surgical procedures in 2017.

Data tables available from the California Health and Human Services Open Data Portal: https://chhs.data.ca.gov/

Information on interpreting this report: https://www.cdph.ca.gov/Programs/CHCQ/HAI/Pages/AnnualHAIReports.aspx