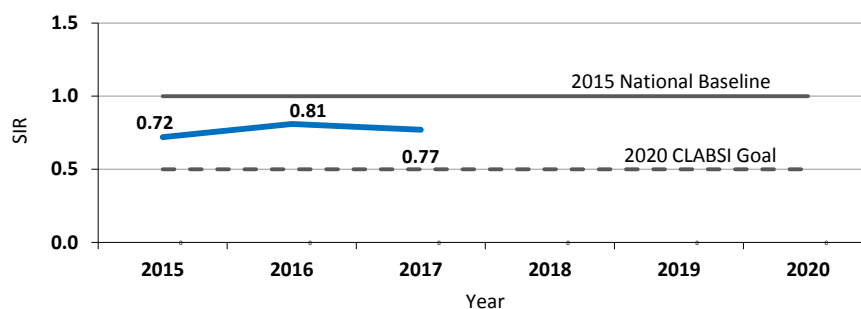


7 Sonoma County Acute Care Hospitals

The **trend lines** show this county's healthcare-associated infection (HAI) incidence from 2015 to 2017, reported as standardized infection ratios (SIR) when possible. Each result is interpreted as the = **Same**, **★ Better**, or **✖ Worse** than the national or state comparison.

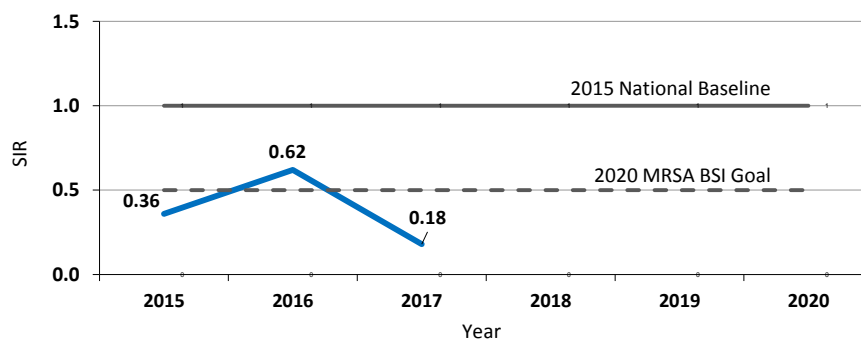
Central Line Associated Bloodstream Infections (CLABSI)

2017 Reported	15
2017 Predicted	19.6
Central Line Days	24,749
SIR	0.77
2017 Comparison	= Same as 2015 National Baseline



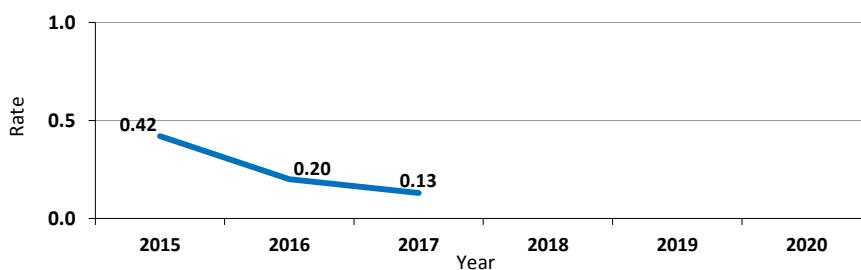
Methicillin-Resistant *Staphylococcus aureus* Bloodstream Infections (MRSA BSI)

2017 Reported	1
2017 Predicted	5.6
Patient Days	151,045
SIR	0.18
2017 Comparison	= Same as 2015 National Baseline



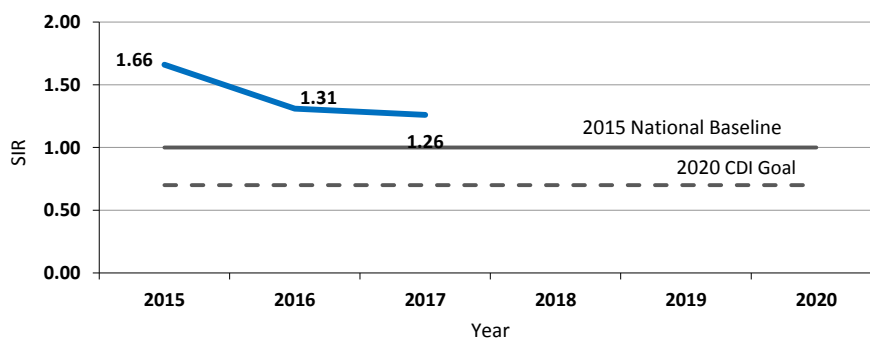
Vancomycin-Resistant *Enterococcus* Bloodstream Infections (VRE BSI)

2017 Reported	2
Patient Days	155,494
Rate*	0.13
*SIR unavailable. Rates per 10,000 patient days	



Clostridium difficile Infections (CDI)

2017 Reported	112
2017 Predicted	89.2
Patient Days	141,395
SIR	1.26
2017 Comparison	✖ Worse than 2015 National Baseline



Surgical Site Infections (SSI) - Adult

Procedure Type	Reported SSI	Predicted SSI	Number of Procedures	SIR
Appendix surgery	4	1.1	357	3.64
Bile duct, liver and pancreatic surgery	1	0.5	34	2.17
Cardiac surgery	0	0.3	120	0.00
Cesarean section	7	1.4	1173	4.94
Colon surgery	5	6.3	309	0.79
Coronary bypass with chest and donor incisions	0	0.6	127	0.00
Coronary bypass with chest incision only	0	0.1	11	0.00
Exploratory abdominal surgery (laparotomy)	4	2.3	481	1.74
Gallbladder surgery	2	1.3	463	1.49
Gastric surgery	0	1.6	267	0.00
Hip prosthesis	2	4.0	978	0.51
Hysterectomy, abdominal	0	0.8	128	0.00
Hysterectomy, vaginal	0	0.1	23	0.00
Kidney surgery	0	0.1	40	0.00
Knee prosthesis	5	3.8	1363	1.31
Laminectomy	1	1.3	450	0.76
Open reduction of fracture	4	3.8	546	1.06
Ovarian surgery	0	0.1	178	0.00
Pacemaker surgery	1	0.5	298	1.93
Rectal surgery	1	0.6	36	1.55
Small bowel surgery	4	3.6	193	1.11
Spinal fusion	4	2.8	479	1.45
Spleen surgery	0	0.1	18	0.00
Thoracic surgery	0	0.2	67	0.00

Data tables are available on the Department of Health and Human Services Open Data Portal at <https://chhs.data.ca.gov/>

More information on interpreting this report is available at <https://www.cdph.ca.gov/Programs/CHCQ/HAI/>