

Healthcare-Associated Infections Report, 2017

Adventist Health Feather River (Paradise)

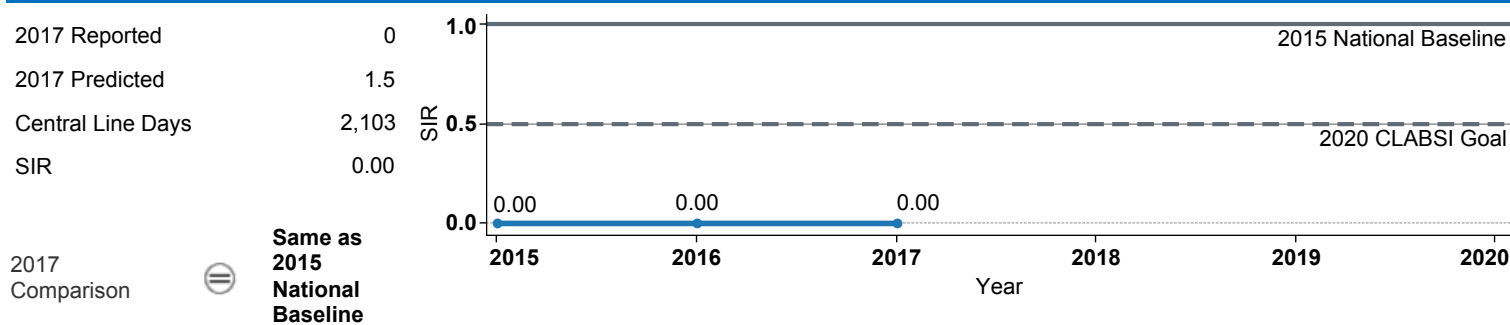


Hospital Characteristics

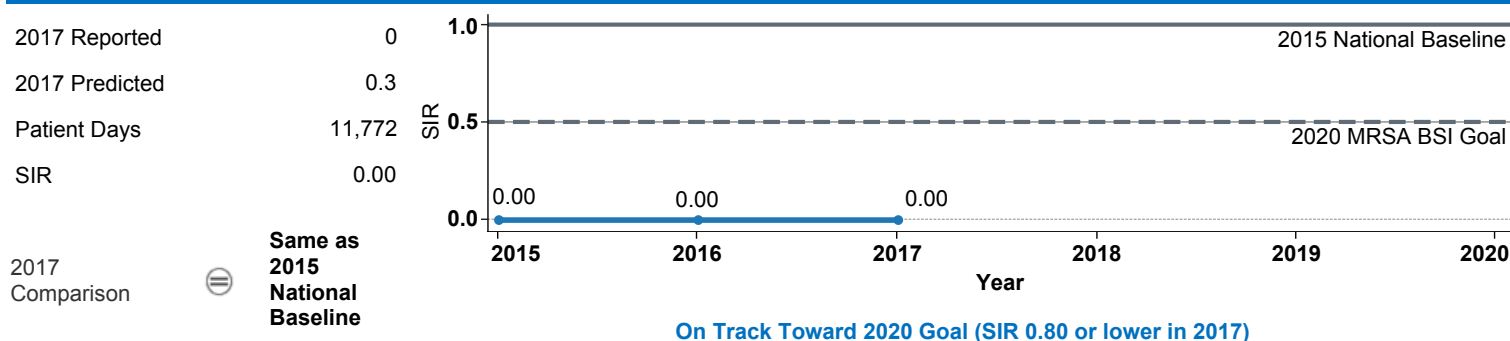
County	Medical School Affiliation	Hospital Type
Butte	No	Community, < 125 beds

The **trend lines** show this hospital's healthcare-associated infection (HAI) incidence from 2015 to 2017, reported as standardized infection ratios (SIR) when possible. Each result is interpreted as the **Same**, **Better**, or **Worse** than the national or state comparison.

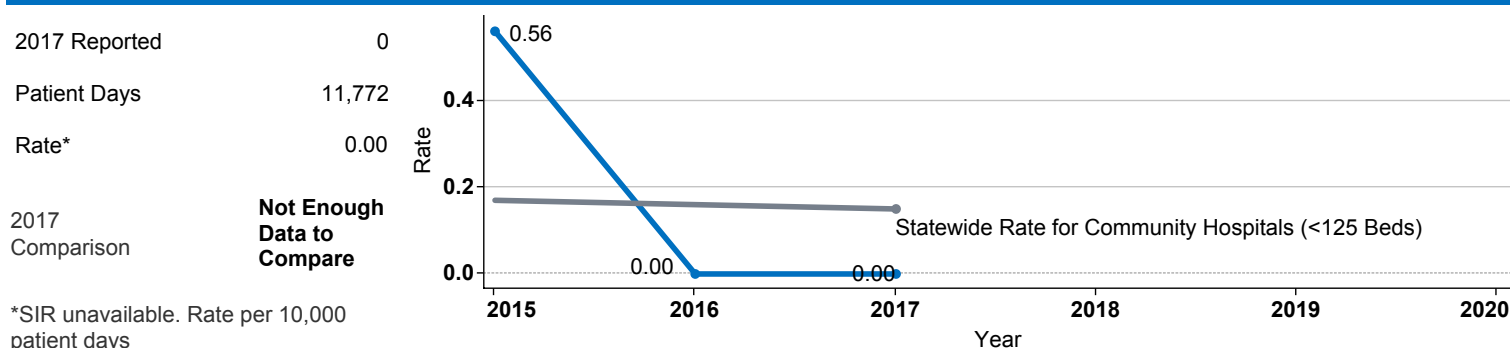
Central Line Associated Bloodstream Infection (CLABSI)



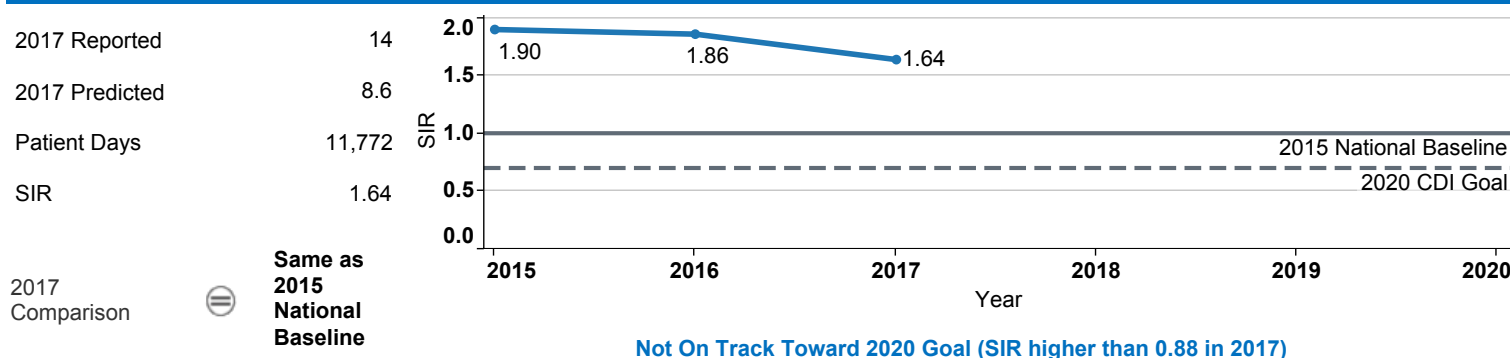
Methicillin Resistant *Staphylococcus aureus* Bloodstream Infection (MRSA BSI)



Vancomycin Resistant *Enterococcus* Bloodstream Infection (VRE BSI)



Clostridium difficile Infection (CDI)



Surgical Site Infection (SSI) Adult

Procedure Type	Reported SSI	Predicted SSI	Number of Procedures	2017	Compared with 2015 National Baseline
Appendix surgery	0	0.2	51	Not enough procedures to calculate SIR	
Bile duct, liver or pancreatic surgery	0	0.1	11	Not enough procedures to calculate SIR	
Cesarean section	0	0.2	195	0.00	⊖ Same
Colon surgery	0	0.9	46	0.00	⊖ Same
Exploratory abdominal surgery (laparotomy)	0	0.1	27	Not enough procedures to calculate SIR	
Gallbladder surgery	0	0.3	100	0.00	⊖ Same
Gastric surgery	0	0.1	14	Not enough procedures to calculate SIR	
Hip prosthesis	0	0.8	143	0.00	⊖ Same
Hysterectomy, abdominal	0	0.2	29	Not enough procedures to calculate SIR	
Hysterectomy, vaginal	0	0.0	6	Not enough procedures to calculate SIR	
Knee prosthesis	0	0.7	185	0.00	⊖ Same
Laminectomy	0	0.0	1	Not enough procedures to calculate SIR	
Open reduction of fracture	0	0.5	98	0.00	⊖ Same
Ovarian surgery	0	0.0	18	Not enough procedures to calculate SIR	
Pacemaker surgery	0	0.0	32	Not enough procedures to calculate SIR	
Rectal surgery	0	0.2	7	Not enough procedures to calculate SIR	
Small bowel surgery	0	0.4	23	0.00	⊖ Same
Spleen surgery	0	0.0	1	Not enough procedures to calculate SIR	
Thoracic surgery	0	0.0	20	Not enough procedures to calculate SIR	

Surgical Site Infection (SSI) Pediatric

Procedure Type	Reported SSI	Predicted SSI	Number of Procedures	2017	Compared with 2015 National Baseline
Appendix surgery	0	0.0	8	Not enough procedures to calculate SIR	
Exploratory abdominal surgery (laparotomy)	0	0.0	1	Not enough procedures to calculate SIR	
Open reduction of fracture	0	0.0	4	Not enough procedures to calculate SIR	

Data tables available from the California Health and Human Services Open Data Portal: <https://chhs.data.ca.gov/>

Information on interpreting this report: <https://www.cdph.ca.gov/Programs/CHCQ/HAI/Pages/AnnualHAIReports.aspx>