

# Healthcare-Associated Infections Report, 2017

St Rose Hospital (Hayward)

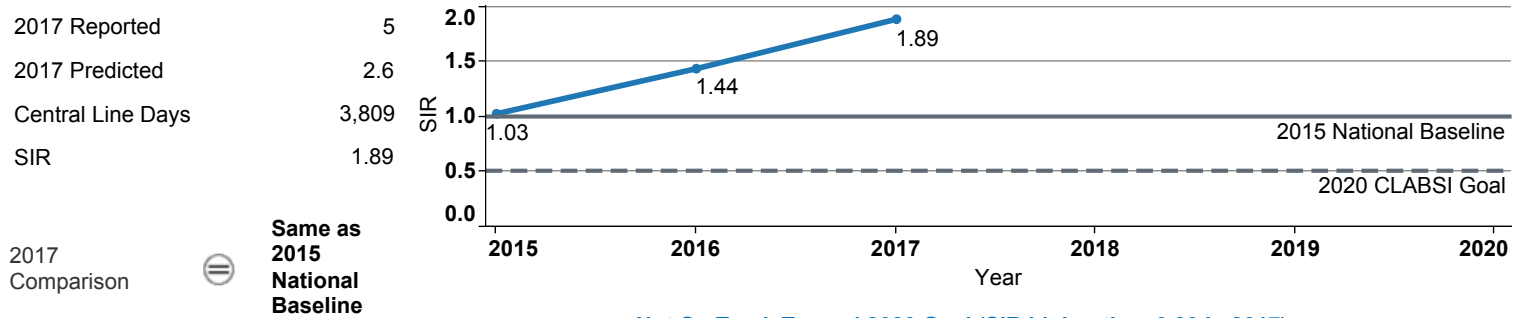


## Hospital Characteristics

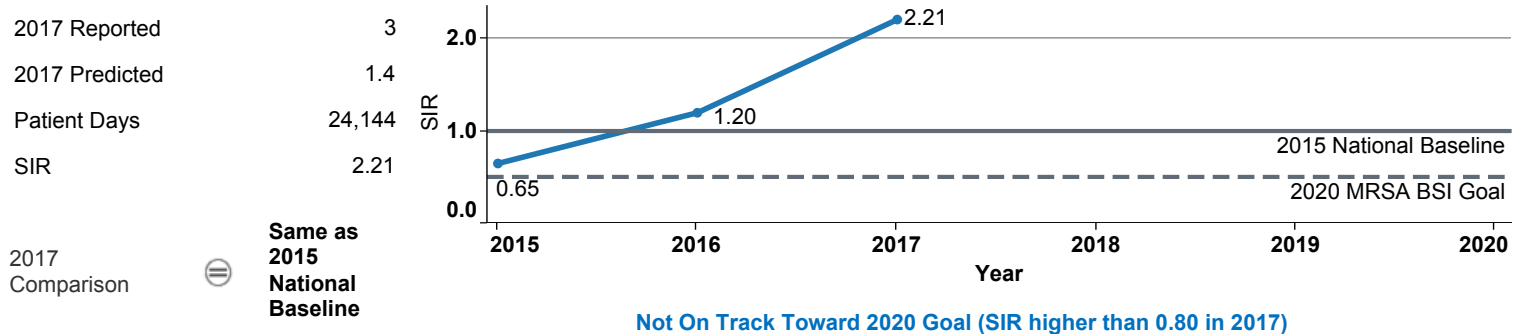
|         |                            |                           |
|---------|----------------------------|---------------------------|
| County  | Medical School Affiliation | Hospital Type             |
| Alameda | No                         | Community, 125 – 250 beds |

The **trend lines** show this hospital's healthcare-associated infection (HAI) incidence from 2015 to 2017, reported as standardized infection ratios (SIR) when possible. Each result is interpreted as the **Same**, **Better**, or **Worse** than the national or state comparison.

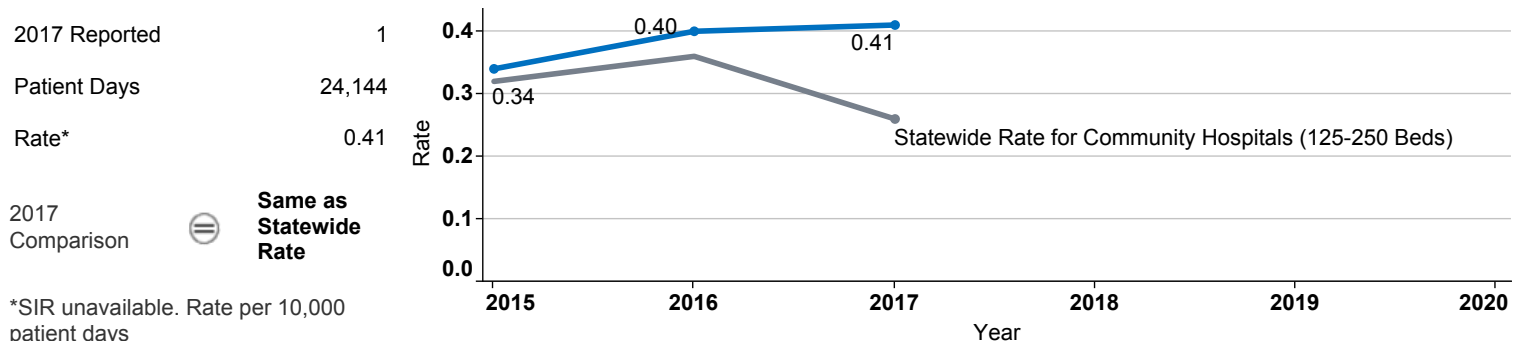
## Central Line Associated Bloodstream Infection (CLABSI)



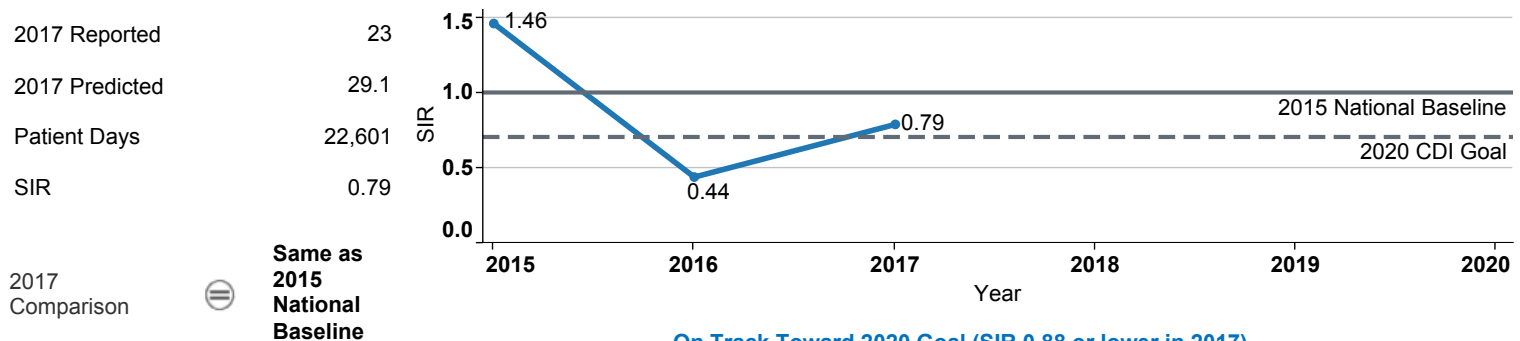
## Methicillin Resistant *Staphylococcus aureus* Bloodstream Infection (MRSA BSI)



## Vancomycin Resistant *Enterococcus* Bloodstream Infection (VRE BSI)



## *Clostridium difficile* Infection (CDI)



## Surgical Site Infection (SSI) Adult

| Procedure Type                             | Reported SSI | Predicted SSI | Number of Procedures | 2017                                   | Compared with 2015 National Baseline |
|--|--------------|---------------|----------------------|--|--------------------------------------|
| Appendix surgery                           | 0            | 0.2           | 53                   | Not enough procedures to calculate SIR |                                      |
| Bile duct, liver or pancreatic surgery     | 0            | 0.1           | 11                   | Not enough procedures to calculate SIR |                                      |
| Cesarean section                           | 0            | 0.1           | 151                  | Not enough procedures to calculate SIR |                                      |
| Colon surgery                              | 2            | 1.0           | 44                   | 1.96                                   | ⊖ Same                               |
| Exploratory abdominal surgery (laparotomy) | 0            | 0.4           | 88                   | 0.00                                   | ⊖ Same                               |
| Gallbladder surgery                        | 1            | 0.3           | 94                   | 3.00                                   | ⊖ Same                               |
| Gastric surgery                            | 0            | 0.1           | 6                    | Not enough procedures to calculate SIR |                                      |
| Hip prosthesis                             | 0            | 0.5           | 99                   | 0.00                                   | ⊖ Same                               |
| Hysterectomy, abdominal                    | 0            | 0.1           | 18                   | Not enough procedures to calculate SIR |                                      |
| Hysterectomy, vaginal                      | 0            | 0.0           | 3                    | Not enough procedures to calculate SIR |                                      |
| Kidney surgery                             | 0            | 0.0           | 1                    | Not enough procedures to calculate SIR |                                      |
| Knee prosthesis                            | 1            | 0.5           | 204                  | 1.95                                   | ⊖ Same                               |
| Laminectomy                                | 0            | 0.1           | 29                   | Not enough procedures to calculate SIR |                                      |
| Open reduction of fracture                 | 0            | 0.3           | 37                   | 0.00                                   | ⊖ Same                               |
| Ovarian surgery                            | 0            | 0.0           | 23                   | Not enough procedures to calculate SIR |                                      |
| Pacemaker surgery                          | 0            | 0.0           | 14                   | Not enough procedures to calculate SIR |                                      |
| Rectal surgery                             | 0            | 0.1           | 6                    | Not enough procedures to calculate SIR |                                      |
| Small bowel surgery                        | 0            | 0.4           | 23                   | 0.00                                   | ⊖ Same                               |
| Spinal fusion                              | 0            | 0.3           | 26                   | 0.00                                   | ⊖ Same                               |
| Thoracic surgery                           | 0            | 0.0           | 1                    | Not enough procedures to calculate SIR |                                      |

## Surgical Site Infection (SSI) Pediatric

| Procedure Type   | Reported SSI | Predicted SSI | Number of Procedures | 2017                                   | Compared with 2015 National Baseline |
|------------------|--------------|---------------|----------------------|--|--------------------------------------|
| Appendix surgery | 0            | 0.0           | 3                    | Not enough procedures to calculate SIR |                                      |
| Cesarean section | 0            | 0.0           | 1                    | Not enough procedures to calculate SIR |                                      |

Data tables available from the California Health and Human Services Open Data Portal: <https://chhs.data.ca.gov/>

Information on interpreting this report: <https://www.cdph.ca.gov/Programs/CHCQ/HAI/Pages/AnnualHAIReports.aspx>