

# Healthcare-Associated Infections Report, 2017

## Kaiser Foundation Hospital, Fremont (Fremont)

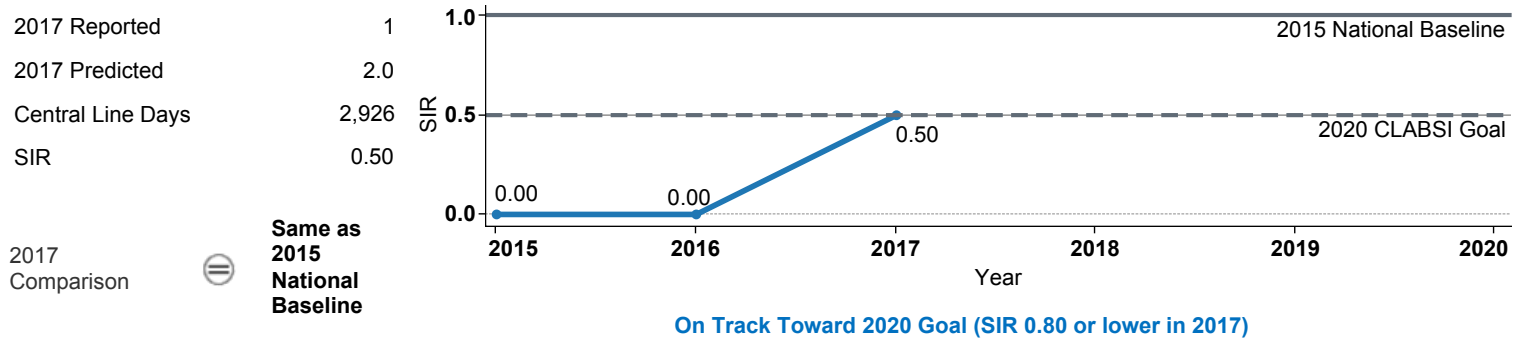


### Hospital Characteristics

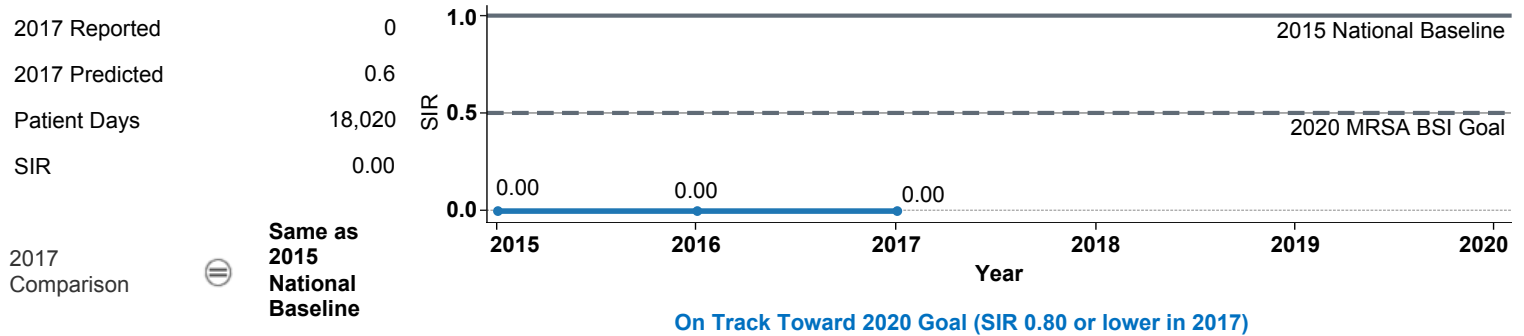
County	Medical School Affiliation	Hospital Type
Alameda	No	Community, < 125 beds

The **trend lines** show this hospital's healthcare-associated infection (HAI) incidence from 2015 to 2017, reported as standardized infection ratios (SIR) when possible. Each result is interpreted as the **Same**, **Better**, or **Worse** than the national or state comparison.

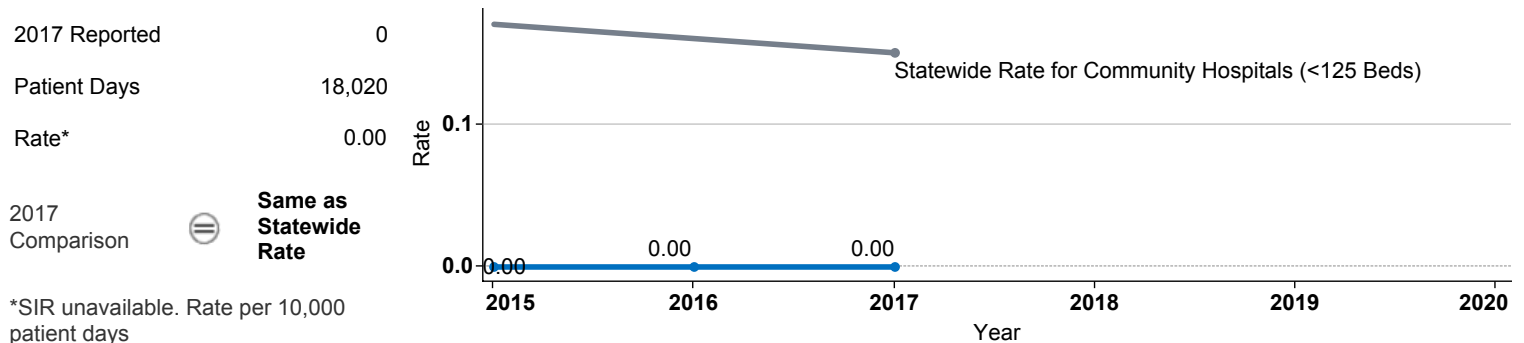
### Central Line Associated Bloodstream Infection (CLABSI)



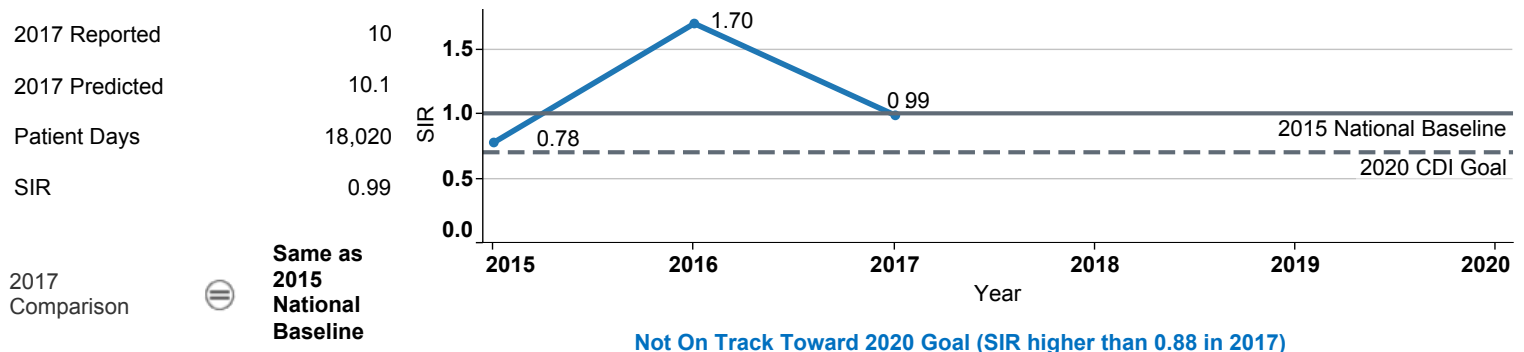
### Methicillin Resistant *Staphylococcus aureus* Bloodstream Infection (MRSA BSI)



### Vancomycin Resistant *Enterococcus* Bloodstream Infection (VRE BSI)



### *Clostridium difficile* Infection (CDI)



## Surgical Site Infection (SSI) Adult

Procedure Type	Reported SSI	Predicted SSI	Number of Procedures	2017	Compared with 2015 National Baseline
Appendix surgery	1	0.2	57	Not enough procedures to calculate SIR	
Bile duct, liver or pancreatic surgery	0	0.1	13	Not enough procedures to calculate SIR	
Colon surgery	0	2.6	94	0.00	⊖ Same
Exploratory abdominal surgery (laparotomy)	1	0.4	96	2.30	⊖ Same
Gallbladder surgery	0	0.5	127	0.00	⊖ Same
Gastric surgery	1	1.0	268	0.97	⊖ Same
Hip prosthesis	0	0.1	23	Not enough procedures to calculate SIR	
Hysterectomy, abdominal	0	0.0	4	Not enough procedures to calculate SIR	
Hysterectomy, vaginal	0	0.0	2	Not enough procedures to calculate SIR	
Kidney surgery	0	0.0	11	Not enough procedures to calculate SIR	
Knee prosthesis	0	0.0	4	Not enough procedures to calculate SIR	
Open reduction of fracture	0	0.4	52	0.00	⊖ Same
Ovarian surgery	0	0.0	23	Not enough procedures to calculate SIR	
Pacemaker surgery	0	0.0	23	Not enough procedures to calculate SIR	
Rectal surgery	0	0.3	10	0.00	⊖ Same
Small bowel surgery	0	1.8	88	0.00	⊖ Same
Spleen surgery	0	0.0	2	Not enough procedures to calculate SIR	
Thoracic surgery	0	0.1	28	Not enough procedures to calculate SIR	

## Surgical Site Infection (SSI) Pediatric

Procedure Type	Reported SSI	Predicted SSI	Number of Procedures	2017	Compared with 2015 National Baseline
Appendix surgery	0	0.0	3	Not enough procedures to calculate SIR	
Open reduction of fracture	0	0.0	3	Not enough procedures to calculate SIR	

Data tables available from the California Health and Human Services Open Data Portal: <https://chhs.data.ca.gov/>

Information on interpreting this report: <https://www.cdph.ca.gov/Programs/CHCQ/HAI/Pages/AnnualHAIReports.aspx>