




# WIC Video Appointments

Get Started—It's Easy!



California WIC offers some appointments as a video call. The video appointments are secure. There is nothing to download and no registration is needed.

**To use our WIC video service, you need:**

- A device like a smart phone, tablet or computer with a camera and microphone.
- A good internet connection.
- An internet browser: Chrome, Firefox, or Safari.

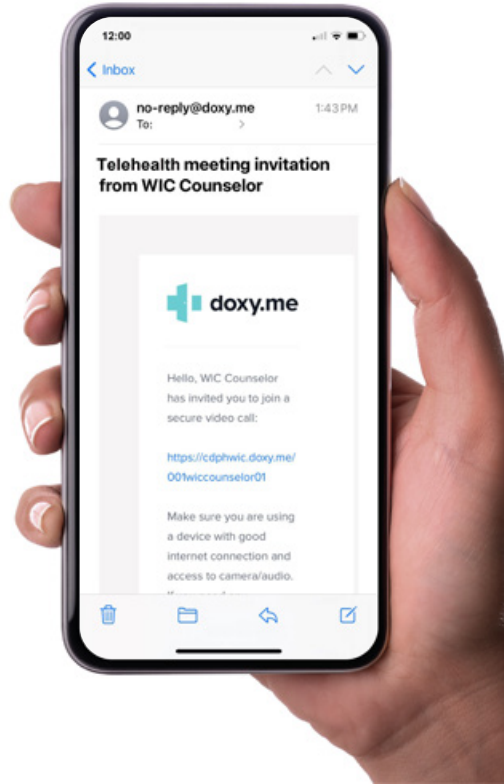




WIC contacts you to schedule a video appointment.

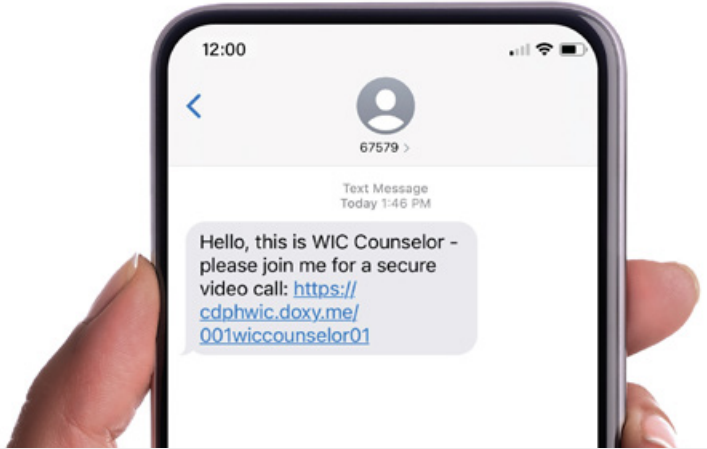
You get a text or email from your WIC office, before your appointment, with a link and information to check-in.

3 Simple Steps to Connect



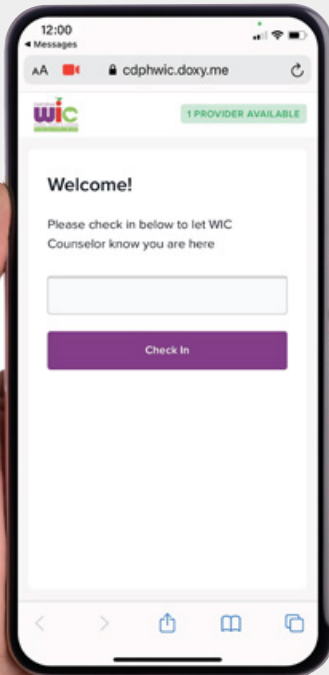
1

A few minutes before your appointment, click the link or type the link into your internet browser. You also can copy and paste the link into your browser.

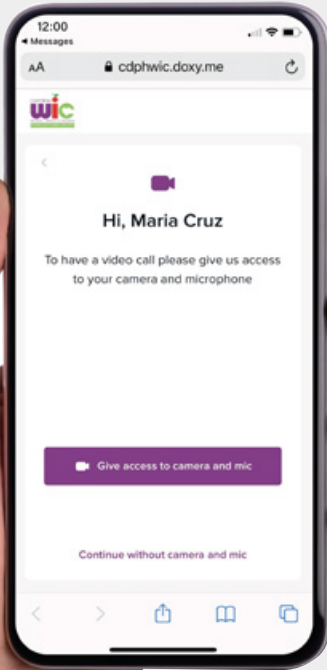


2

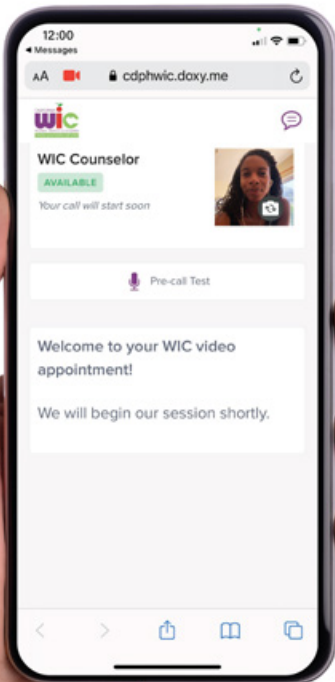
Your WIC office video call page appears. Type in your name and click "Check In."



3



You click the purple button to use the camera and microphone on your device.



You are now in the video call waiting room until your WIC counselor starts the video appointment.





We are excited to provide many WIC services to you using video calls.



**California Department of Public Health, California WIC Program**  
*This institution is an equal opportunity provider.*

**1-800-852-5770 | MyFamily.WIC.ca.gov**

Rev 01/21