


CALIFORNIA CHRONIC DISEASE PREVENTION LEADERSHIP TEAM UPDATE

CCLHO Semi-Annual Meeting


May 3, 2023

chronicdiseaseleadershipproject.com



CALIFORNIA CHRONIC DISEASE PREVENTION LEADERSHIP PROJECT

- Endeavor of the local health departments (LHDs) in California
- Goals:
 - Place chronic disease prevention higher on the agenda of LHDs
 - Develop capacity to do effective, upstream chronic disease prevention work
- Members: Senior leaders from 25+ LHDs, Regions, Affiliates, CDPH
- Collaboration of CCLHO and CHEAC














IMPROVING POPULATION HEALTH AND EQUITY REQUIRES ADDRESSING THE DETERMINANTS OF HEALTH THROUGH POLICY, SYSTEMS AND ENVIRONMENTAL APPROACHES

- Healthcare costs high, outcomes poor by comparison.
- Rural healthcare crisis.
- Burden of disease distributed unfairly.
- Individual approaches to address risk factors for preventable disease.

The U.S. Has the Lowest Life Expectancy Among Large, Wealthy Countries While Far Outspending Them on Health Care

Life expectancy (2021) and per capita healthcare spending (2021 or nearest year)

Country	Life expectancy	Health spending, per capita
 United States	76.1	\$12,318
 United Kingdom	80.8	\$5,387
 Germany	80.9	\$7,383
 Austria	81.3	\$6,693
 Netherlands	81.5	\$6,190
 Belgium	81.9	\$5,274
Comparable Country Average	82.4	\$6,003
 France	82.5	\$5,468
 Sweden	83.2	\$6,262
 Australia	83.4	\$5,627
 Switzerland	84.0	\$7,179
 Japan	84.5	\$4,666

Peterson KFF
Health System Tracker

SOCIAL DETERMINANTS AND SOCIAL NEEDS: MOVING BEYOND MIDSTREAM



Examples:

- San Joaquin Needs Assessment Collaboration: Park activation
- Inland Empire, Partnership Health Plans, Kaiser: Housing Investments
- Imperial Wellness Fund

Examples:

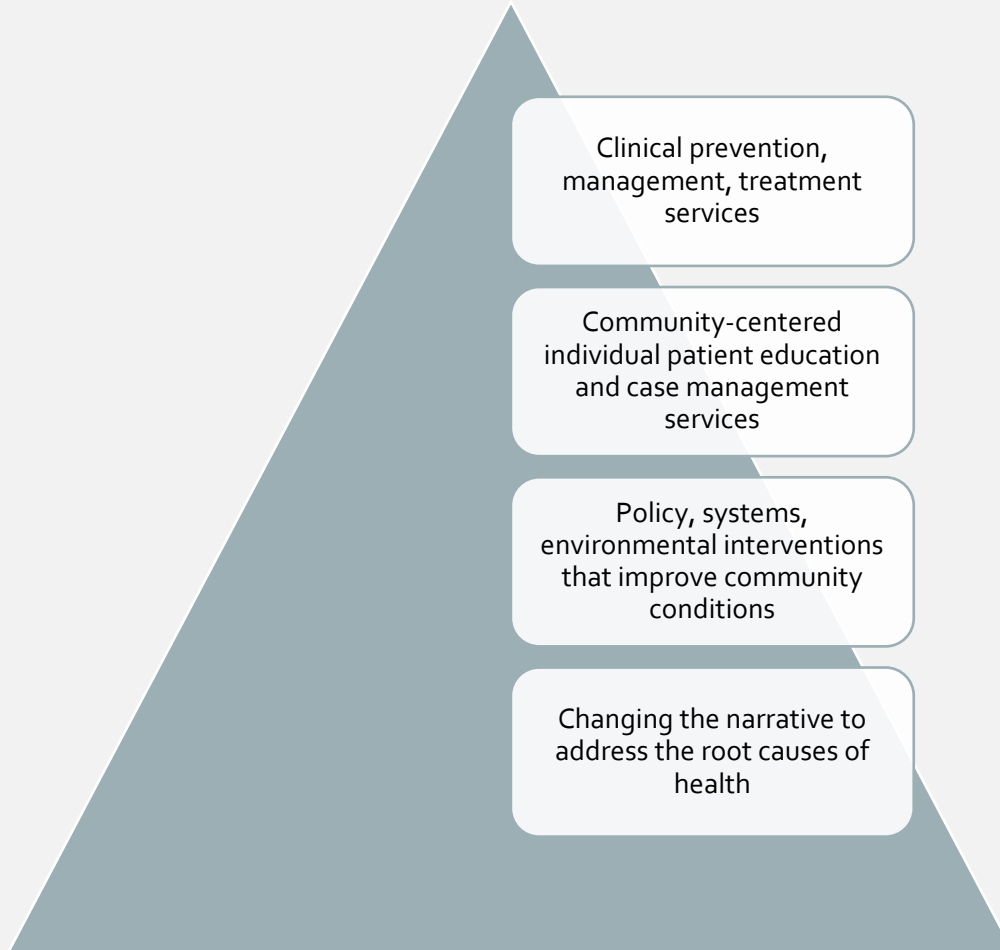
- CalAIM
- CHWs
- Disease self-management programs

Examples:

- Cancer screening and treatment
- Comprehensive Medication Management

Optimizing public health and healthcare partnerships to improve health

WHAT CAN PUBLIC HEALTH AND HEALTHCARE COLLABORATION THAT PROMOTES HEALTH AND PREVENTS DISEASE LOOK LIKE?



- Where are resources currently directed?
- Where would collaboration have the biggest impact on reducing prevalence of disease and closing the equity gap?
- What resources are needed to get there?

WHAT ARE THE RESPECTIVE ROLES OF PUBLIC HEALTH AND HEALTHCARE ACROSS THE CONTINUUM?


Clinical
Prevention
Management
Treatment

Community-
Centered
Individual
Patient
Services

Identifying
Community
Conditions:
Data
Collaboration

Improving
Community
Conditions:
Policy, Systems
and
Environmental
Changes

Changing the
Narrative to
Address Root
Causes



CONTACT:

Lindsey McDermid

lindsey@chronicdiseasepreventionleadershipproject.com

Website: chronicdiseaseleadershipproject.com