

[Home \(/\)](#) [Asthma Data](#) [County Asthma Profiles \(/asthma-data/county-asthma-profiles\)](#) **Placer County Asthma Profile**

Placer County Asthma Profile

modified on: Thursday, 01 September 2016

In Placer County, approximately 54,000 children and adults have been diagnosed with asthma.

Scroll down to browse the full County Profile. Or, download a printer-friendly PDF.

COUNTY PROFILE INDICATORS

Lifetime Asthma Prevalence	Emergency Department Visits
Active Asthma Prevalence	Asthma Hospitalizations
Work-Related Asthma	Asthma Deaths
Asthma Management Plans	Outdoor Air Quality ¹⁵
Asthma Risk Factors	Notes

County Population			County Population	
Age	Population	%	Race/Ethnicity ¹	%
0-4	19,964	5.4	Asian/PI	7.4
5-17	63,718	17.4	Black	1.2
18-64	222,081	60.5	Hispanic	15.4
65+	61,433	16.7	White	72.3
Total	367,196		Other	3.7

DATASOURCE: California Department of Finance, 2014 (2013 release)

LIFETIME ASTHMA PREVALENCE,² 2011-2012

Percent with Lifetime Asthma (95% Confidence Interval ³)			
	Age	Placer County	California
Children	0-4	--	9.7 (7.2-12.3)
	5-17	--	17.1 (15.5-18.7)
Adults	18-64	13.3 (8.1-18.5)	14.0 (13.4-14.7)
	65+	12.1 (5.9-18.3)	12.0 (11.1-12.8)
Totals:	0-17	--	15.4 (14.0-16.7)
	18+	13.1 (8.7-17.4)	13.7 (13.1-14.3)
	All Ages	15.5 (10.5-20.5)	14.1 (13.6-14.6)

datasource: California Health Interview Survey (CHIS), 2014

ACTIVE ASTHMA PREVALENCE,⁴ 2014

Percent with Active Asthma (95% Confidence Interval ³)			
	Age	Placer County	California
Children	0-4	--	6.3 (4.6-8.0)
	5-17	--	11.6 (10.2-13.0)
Adults	18-64	7.3* (1.7-12.9)	7.6 (7.1-8.1)
	65+	5.6* (0.3-10.8)	8.2 (7.5-8.9)
Totals:	0-17	8.9* (0.4-17.4)	10.1 (9.0-11.3)
	18+	6.9* (2.5-11.3)	7.7 (7.3-8.2)
	All Ages	7.2 (4.2-10.2)	8.3 (7.9-8.7)

datasource: California Health Interview Survey (CHIS), 2014

WORK-RELATED ASTHMA⁵

Studies show that asthma is commonly caused or triggered by workplace exposures, but work-related asthma (<http://www.cdph.ca.gov/programs/ohsep/Pages/Asthma.aspx>) is under-recognized and under-diagnosed. Research confirms that 15-30% of current adult asthma was initiated by work exposures, meaning that **an estimated 2,400 - 4,800 adults in Placer County have asthma caused by work.**⁶

datasource: CHIS, 2014

ASTHMA MANAGEMENT PLANS

National guidelines recommend that health care providers give all patients with asthma a written self-management plan. **In Placer County, 85.9%* (95% CI 75.9-95.8) of people with asthma have NOT received a written asthma management plan from a health care provider.**

datasource: CHIS, 2014

ASTHMA RISK FACTORS, 2014

Placer County Risk Factors	
Risk Factor	Percent (95% Confidence Interval)
Percent of adults who are current smokers	7.6 (4.4-10.8)
Percent of adults and children exposed to second-hand smoke in the home	3.0 (0.9-5.2)
Percent of adults who are obese ⁷ (BMI≥30)	18.1 (13.7-22.5)
Percent of people below the Federal Poverty Level	6.6 (NA)
Unemployment Rate	10.6 (NA)

datasource: CHIS, 2011-2012

ASTHMA DEATHS,⁹ 2008-2010

Number of Deaths Due to Asthma (N) and Age-Adjusted Rate ⁹ (per 1,000,000 residents)					
Placer County			California		
	Age	N	Rate	N	Rate
Children	0-17	1	--	57	1.9
Adults	18+	11	--	1,198	14.3
Totals	All Ages	12	10.3	1,255	11.1

datasource: California Death Statistical Master Files, 2008-2010

ASTHMA EMERGENCY DEPARTMENT VISITS,¹⁰ 2014Number of ED Visits Due to Asthma (N) and Age-Adjusted Rate¹¹ (per 10,000 residents)

	Age	Placer County		California	
		N	Rate	N	Rate
Children	0-4	96	48.3	26,268	103.4
	5-17	234	37.4	47,613	72.4
Adults	18-64	585	26.6	95,689	39.2
	65+	164	27.2	17,374	36.1
Totals:	0-17	330	40.3	73,881	80.7
	18+	749	26.7	113,063	38.6
	All Ages	1,079	30.2	186,944	49.5

datasource: Office of Statewide Health Planning and Development (OSHPD), 2014

Expected Source of Payment for Asthma ED Visits

Payment Source	Placer County	California
Medicare	18.81%	13.29%
Medi-Cal	18.81%	48.56%
Private	52.36%	26.32%
Other	10.01%	11.84%

datasource: Office of Statewide Health Planning and Development (OSHPD), 2014

ASTHMA HOSPITALIZATIONS,¹² 2014Number of Hospitalizations Due to Asthma (N) and Age-Adjusted Rate¹¹ (per 10,000 residents)

	Age	Placer County		California	
		N	Rate	N	Rate
Children	0-4	20	10.0	4,994	19.6
	5-17	24	4.0	5,037	7.7
Adults	18-64	49	2.0	12,134	4.7
	65+	36	6.0	7,208	15.2
Totals:	0-17	44	5.6	10,031	10.9
	18+	85	2.7	19,342	6.5
	All Ages	129	3.4	29,373	7.6

datasource: Office of Statewide Health Planning and Development (OSHPD), 2014

Average Charges¹³ Per Asthma Hospitalization

	Age	Placer County	California
Children	0-17	\$23,873.24	\$27,127.04
Adults	18+	\$37,908.13	\$46,783.17
Total	All Ages	\$33,780.22	\$39,860.44

datasource: Office of Statewide Health Planning and Development (OSHPD), 2014

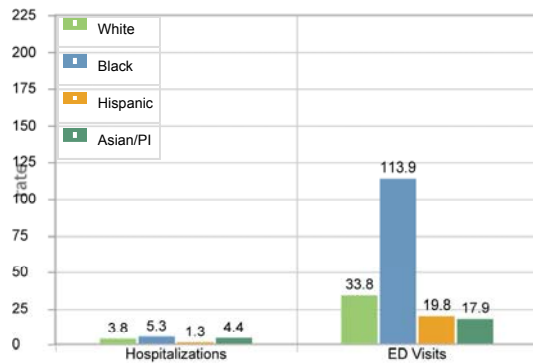
Expected Source of Payment for Asthma Hospitalizations

Payment Source	Placer County	California
Medicare	31.01%	28.24%
Medi-Cal	22.48%	46.46%
Private	41.86%	20.34%
Other	4.65%	4.96%

datasource: Office of Statewide Health Planning and Development (OSHPD), 2014

ASTHMA DISPARITIES

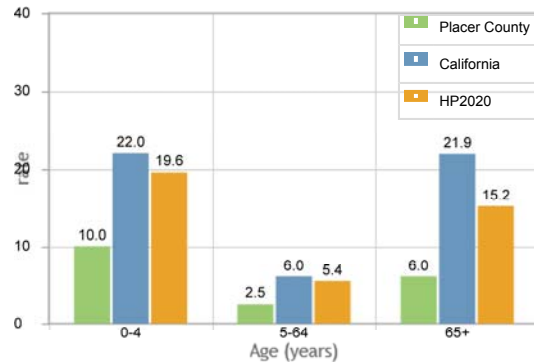
Age-Adjusted Asthma Hospitalizations and ED Visits per 10,000 Placer County Residents by Race/Ethnicity, 2014



Data Source: datasources: Office of Statewide Health Planning and Development (OSHPD), 2014

HEALTHY PEOPLE 2010¹⁴

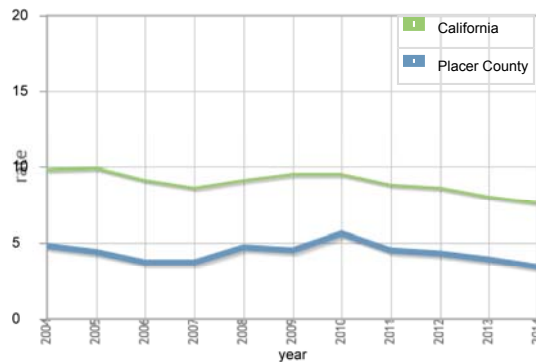
Asthma Hospitalizations per 10,000 Residents by Age, Compared to HP2020 Targets, California and Placer County, 2014



Data Source: datasources: Office of Statewide Health Planning and Development (OSHPD), 2014 .

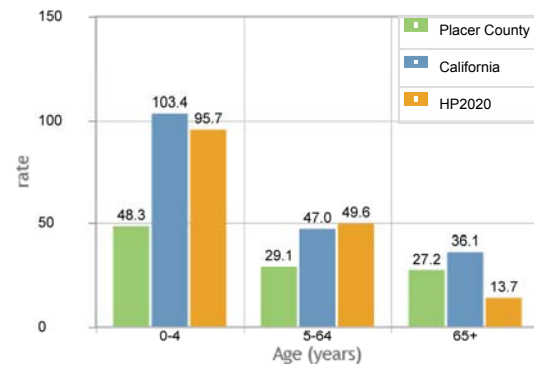
HOSPITALIZATION RATES OVER TIME

Age-Adjusted Asthma Hospitalizations per 10,000 Residents, Placer County and California, 2004-2014



Data Source: datasources: Office of Statewide Health Planning and Development , 2004- 2014.

Asthma ED Visits per 10,000 Residents by Age, Compared to HP2020 Targets, California and Placer County, 2014



Data Source: datasources: Office of Statewide Health Planning and Development (OSHPD), 2014.

NOTES

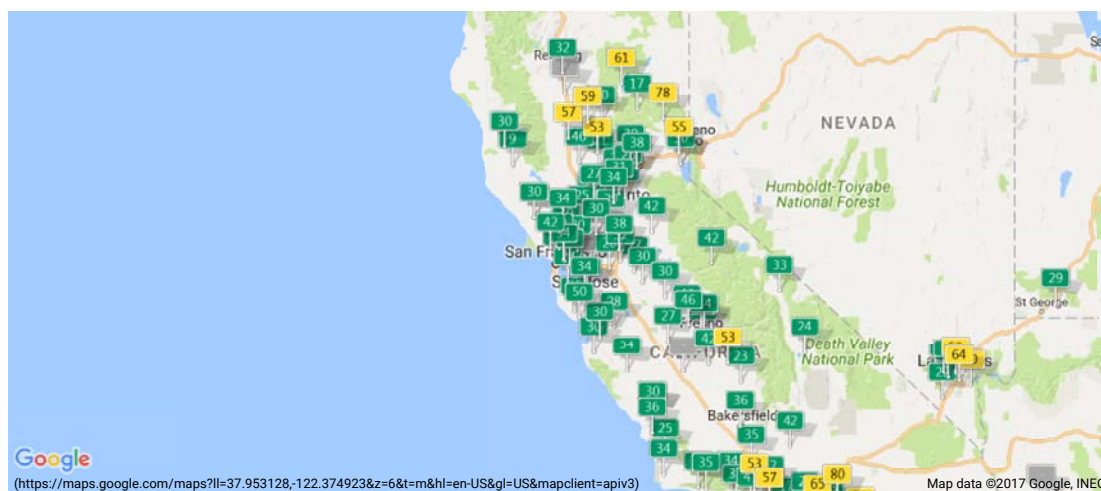
Estimates marked with an asterisk () have large confidence intervals, interpret with caution. Estimates marked with a dash (-) are statistically unstable, so are unreported.

1. PI = Pacific Islander; Please see technical notes for more information on race/ethnicity categorizations.
2. Lifetime asthma prevalence is the proportion of people in the population who have ever been diagnosed with asthma by a health provider.
3. The 95% confidence interval (CI) is a range that expresses a level of certainty about an estimate based on the margin of error.
The 95% CI means that we are 95 percent confident that this range contains the true population percent. A narrow CI means that there is less variability in the estimate and/or there is a larger sample size. A wide CI indicates more variability and/or a smaller sample size.
4. Active asthma prevalence is the proportion of people in the population who have ever been diagnosed with asthma by a health provider and report that they still have asthma and/or report that they had an episode or attack within the past 12 months.
5. Work-related asthma is asthma that is caused or triggered by conditions or substances in the workplace.
6. Balmes J, Becklake M, Blanc P, et al. Environmental and Occupational Health Assembly, American Thoracic Society. American Thoracic Society Statement: Occupational Contribution to the Burden of Airway Disease. Am J Respir Crit Care Med. 2003;167:787-797; Lutzker L, Rafferty A, Brunner W, et al. Prevalence of Work-related Asthma in Michigan, Minnesota, and Oregon. Journal of Asthma. 2010;47:156-161.
7. Obesity is defined as a body mass index (BMI) of 30 or greater.
8. Data Sources for Asthma Risk Factors: Smoking — CHIS, 2009; Obesity — CHIS, 2009; Poverty Level — American Community Survey, 2007-2009; Unemployment Rate — State of California Employment Development Department, 2009
9. An asthma death is a death where asthma was indicated as the underlying cause on the death certificate. The rate of asthma deaths is the number of deaths per 1,000,000 residents, age-adjusted to the 2000 U.S. population.
10. An asthma ED visit is an admission to a licensed ED in California with the primary diagnosis of asthma. The rate of asthma ED visits is the number of visits per 10,000 residents, age-adjusted to the 2000 U.S. population.
11. Population denominators for rates are from the California Department of Finance. All rates are age-adjusted to the 2000 U.S. population. Age-adjusted rates are modified to eliminate the effect of different age distributions in different populations. Rates based on numbers <20 are not reported.
12. An asthma hospitalization is a discharge from a licensed acute care hospital in California with the primary diagnosis of asthma. The rate of asthma hospitalizations is the number of hospitalizations per 10,000 residents, age-adjusted to the 2000 U.S. population.
13. Charges for asthma hospitalizations are the only type of data available to assess the costs of asthma in California counties. However, there are many other costs associated with asthma, including other types of health care utilization, medications, and indirect costs due to factors such as school and work missed.
14. Healthy People 2010 (HP2010) is a set of national benchmarks for a wide range of health topics, including asthma. For more information on HP2010, visit www.healthypeople.gov (www.healthypeople.gov).
15. Outdoor air quality data—including exposures such as PM2.5, PM10, ozone, and traffic pollution—can be found online through the California Environmental Health Tracking Program's Air Quality Data Query (http://www.ehib.org/page.jsp?page_key=80) or on the California Air Resources Board (<http://www.arb.ca.gov/aqd/aqdpag.htm>) website.

Further details about the data presented in this report can be found in the accompanying Technical Notes document.

AIR QUALITY MAP

- Plots markers based on the composite AQI calculated with the US EPA standard.



Asthma Data

The Asthma in California Report
(/asthma-data/cal-asthma-report)
County Asthma Profiles
(/asthma-data/county-asthma-profiles)
County Comparisons
(/asthma-data/county-comparisons)
Custom Data Request
(/asthma-data/datarequest)
Fact Sheets
(/asthma-data/factsheets)

Projects

California Asthma Quality Improvement Initiative

Resources

Publications
(/resources/publications)
Childcare Training Video
(/resources/childcare-training-video)

Collaborations

CAP
(/collaborations/cap)
SEHAC (Schools)
(/collaborations/sehac)
CHHC (Housing)
(/collaborations/chhc)

About Us

(/about-us)
Contact Us
(/about-us/contact-us)
Our Vision
(/about-us/our-vision)
Our Team
(/about-us/our-team)

Subscribe (/component/rsform/form/3-join-our-community?tmpl=component)