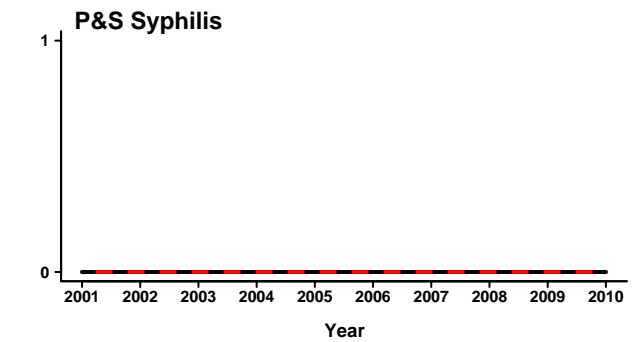
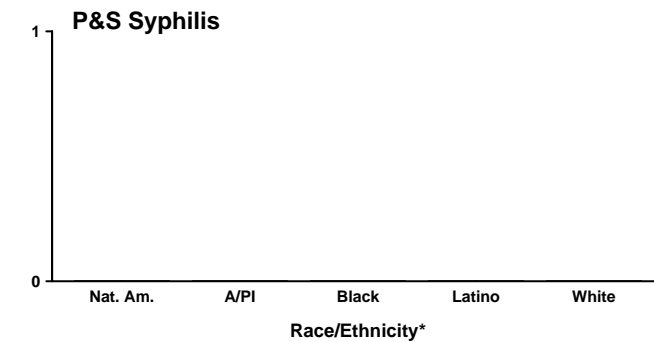
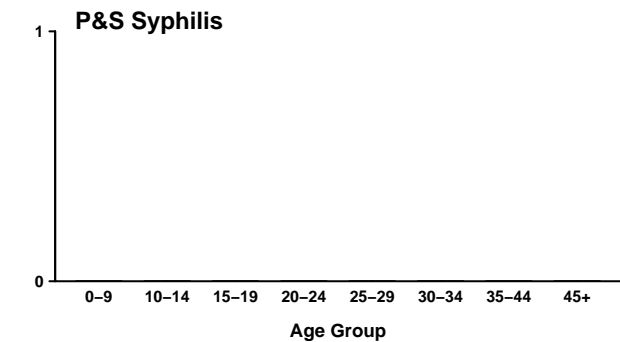
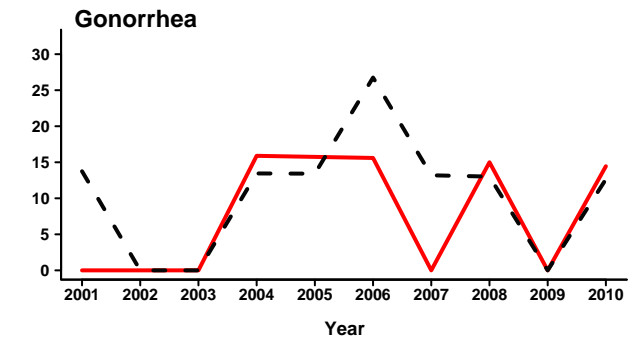
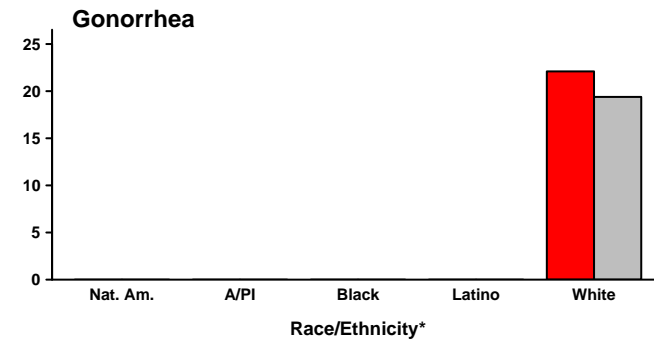
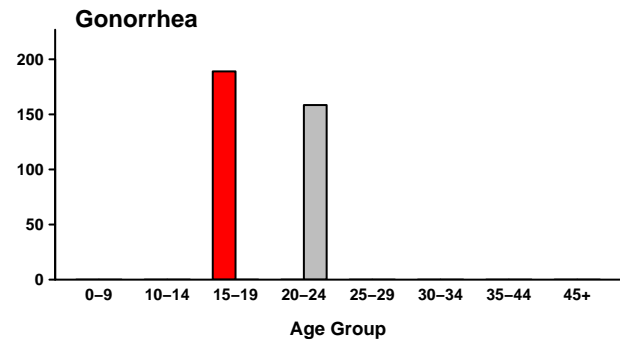
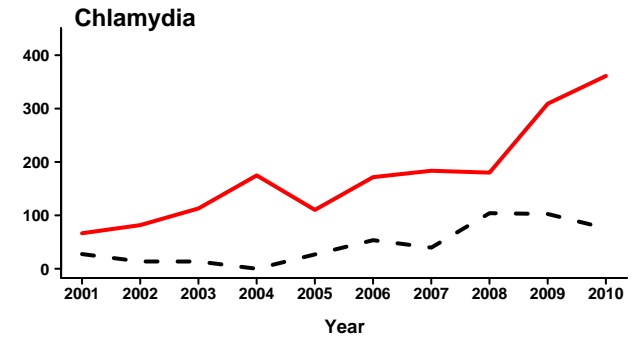
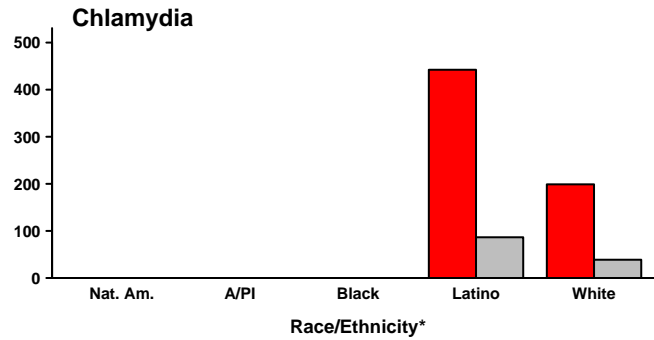
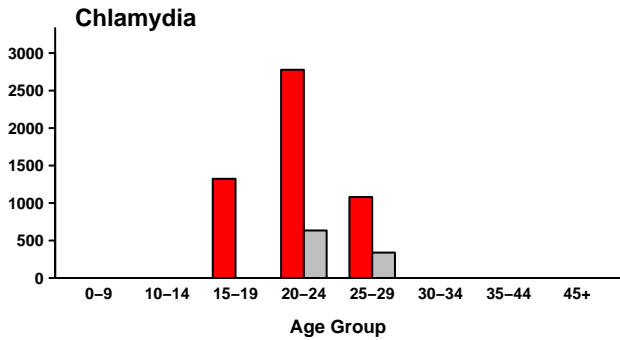


# Mono County – Chlamydia, Gonorrhea, and P&S Syphilis Rates by Age Group (2010), Race/Ethnicity (2010), and Year



■ Female    ■ Male

— Female    - - - Male



\* Race data may be missing for a substantial number of cases. See the 'Data Limitations' page for further information.  
 Note: Rates are per 100,000 population.  
 Source: California Department of Public Health, STD Control Branch

# Mono County – Chlamydia, Gonorrhea, and Early Syphilis Cases and Rates Tables for 2010

Gender & Age Group	Chlamydia			Gonorrhea			P&S Syphilis			Early Latent Syphilis			Population	
	Cases	Percent <sup>1</sup>	Rate	Cases	Percent <sup>1</sup>	Rate	Cases	Percent <sup>1</sup>	Rate	Cases	Percent <sup>1</sup>	Rate	Number	Percent <sup>1</sup>
<b>COUNTY TOTAL</b>	31	100.0%	226.3	2	100.0%	14.6	0	100.0%	0.0	0	100.0%	0.0	14,833	100.0%
<b>Female Total</b>	25	80.6%	361.2	1	50.0%	14.4	0	0.0%	0.0	0	0.0%	0.0	6,922	46.7%
Ages														
0 – 9	0	0.0%	0.0	0	0.0%	0.0	0	0.0%	0.0	0	0.0%	0.0	820	11.8%
10 – 14	0	0.0%	0.0	0	0.0%	0.0	0	0.0%	0.0	0	0.0%	0.0	407	5.9%
15 – 19	7	28.0%	1,323.3	1	100.0%	189.0	0	0.0%	0.0	0	0.0%	0.0	529	7.6%
20 – 24	13	52.0%	2,777.8	0	0.0%	0.0	0	0.0%	0.0	0	0.0%	0.0	468	6.8%
25 – 29	5	20.0%	1,079.9	0	0.0%	0.0	0	0.0%	0.0	0	0.0%	0.0	463	6.7%
30 – 34	0	0.0%	0.0	0	0.0%	0.0	0	0.0%	0.0	0	0.0%	0.0	438	6.3%
35 – 44	0	0.0%	0.0	0	0.0%	0.0	0	0.0%	0.0	0	0.0%	0.0	860	12.4%
45 +	0	0.0%	0.0	0	0.0%	0.0	0	0.0%	0.0	0	0.0%	0.0	2,937	42.4%
Not Specified	0	0.0%	-	0	0.0%	-	0	0.0%	-	0	0.0%	-		
<b>Male Total</b>	6	19.4%	75.8	1	50.0%	12.6	0	0.0%	0.0	0	0.0%	0.0	7,911	53.3%
Ages														
0 – 9	0	0.0%	0.0	0	0.0%	0.0	0	0.0%	0.0	0	0.0%	0.0	853	10.8%
10 – 14	0	0.0%	0.0	0	0.0%	0.0	0	0.0%	0.0	0	0.0%	0.0	404	5.1%
15 – 19	0	0.0%	0.0	0	0.0%	0.0	0	0.0%	0.0	0	0.0%	0.0	444	5.6%
20 – 24	4	66.7%	633.9	1	100.0%	158.5	0	0.0%	0.0	0	0.0%	0.0	631	8.0%
25 – 29	2	33.3%	339.0	0	0.0%	0.0	0	0.0%	0.0	0	0.0%	0.0	590	7.5%
30 – 34	0	0.0%	0.0	0	0.0%	0.0	0	0.0%	0.0	0	0.0%	0.0	644	8.1%
35 – 44	0	0.0%	0.0	0	0.0%	0.0	0	0.0%	0.0	0	0.0%	0.0	1,152	14.6%
45 +	0	0.0%	0.0	0	0.0%	0.0	0	0.0%	0.0	0	0.0%	0.0	3,193	40.4%
Not Specified	0	0.0%	-	0	0.0%	-	0	0.0%	-	0	0.0%	-		

Gender & Race/Ethnicity	Chlamydia			Gonorrhea			P&S Syphilis			Early Latent Syphilis			Population	
	Cases	Percent <sup>1</sup>	Rate	Cases	Percent <sup>1</sup>	Rate	Cases	Percent <sup>1</sup>	Rate	Cases	Percent <sup>1</sup>	Rate	Number	Percent <sup>1</sup>
<b>COUNTY TOTAL</b>	31	100.0%	226.3	2	100.0%	14.6	0	100.0%	0.0	0	100.0%	0.0	14,833	100.0%
<b>Female Total</b>	25	80.6%	361.2	1	50.0%	14.4	0	0.0%	0.0	0	0.0%	0.0	6,922	46.7%
American Indian/Alaska Native	0	0.0%	0.0	0	0.0%	0.0	0	0.0%	0.0	0	0.0%	0.0	142	2.1%
Asian/Pacific Islander	0	0.0%	0.0	0	0.0%	0.0	0	0.0%	0.0	0	0.0%	0.0	90	1.3%
Black/African-American	0	0.0%	0.0	0	0.0%	0.0	0	0.0%	0.0	0	0.0%	0.0	17	0.2%
Latina/Hispanic	9	50.0%	442.3	0	0.0%	0.0	0	0.0%	0.0	0	0.0%	0.0	2,035	29.4%
White	9	50.0%	198.9	1	100.0%	22.1	0	0.0%	0.0	0	0.0%	0.0	4,525	65.4%
Other/Multi/Not Specified	7	28.0%	-	0	0.0%	-	0	0.0%	-	0	0.0%	-	113	1.6%
<b>Male Total</b>	6	19.4%	75.8	1	50.0%	12.6	0	0.0%	0.0	0	0.0%	0.0	7,911	53.3%
American Indian/Alaska Native	0	0.0%	0.0	0	0.0%	0.0	0	0.0%	0.0	0	0.0%	0.0	161	2.0%
Asian/Pacific Islander	0	0.0%	0.0	0	0.0%	0.0	0	0.0%	0.0	0	0.0%	0.0	95	1.2%
Black/African-American	0	0.0%	0.0	0	0.0%	0.0	0	0.0%	0.0	0	0.0%	0.0	52	0.7%
Latina/Hispanic	2	50.0%	86.5	0	0.0%	0.0	0	0.0%	0.0	0	0.0%	0.0	2,313	29.2%
White	2	50.0%	38.8	1	100.0%	19.4	0	0.0%	0.0	0	0.0%	0.0	5,157	65.2%
Other/Multi/Not Specified	2	33.3%	-	0	0.0%	-	0	0.0%	-	0	0.0%	-	133	1.7%

<sup>1</sup> Gender specific age groups and race/ethnicity percent calculations exclude "Not Specified" from the denominator.

<sup>2</sup> Overall county rates were calculated using the July 1 county population estimates from the Department of Finance.  
(For Mono County, the July 1, 2010 estimate is 13,698).

Note: Rates are per 100,000 population.

Source: California Department of Public Health, STD Control Branch

