

VEHICLES BACKING UP

22

Things to Do Before Training

- Know what your company's rules are, if any, on precautions employees must take when vehicles and equipment are backing up.
- In the index of the *Cal/OSHA Pocket Guide for the Construction Industry*, look up **Flaggers** and **Traffic Control** and read the pages listed.

Introduction

Every year construction workers are killed and injured by vehicles and equipment backing up on site.

In California, workers have been killed in the blind spots of the drivers even when the equipment has a working back-up alarm. In these cases the driver never saw the person, and the person killed had been standing with his back to the vehicle.

The high level of noise on most construction sites means that everyone must be aware of the vehicles working around them.



QUESTIONS TO ASK

- Have you or someone you know had an incident where a worker was hurt or had a "near miss" by a vehicle or some equipment that was backing up? What happened? What could have been done to prevent this?
- What is the hazard when vehicles or equipment are backing up on this job?
- What can workers do to prevent getting hurt by a vehicle backing up?

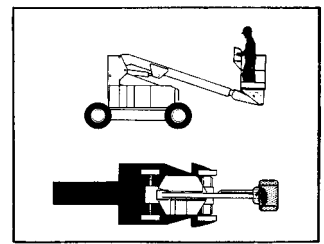
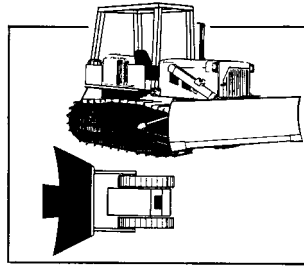
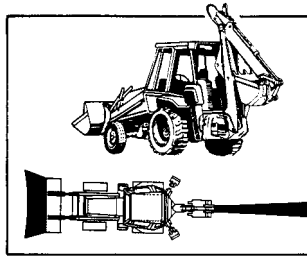

SAFETY  BREAK

ACTIONS TO TAKE

- Review blind spots around vehicles and equipment present on the job site (*see diagrams or go to equipment and have employees test out where the blind spot is*).
- Demonstrate the signals that flaggers should use.

Key Points to Keep in Mind

- People can get run over when they are not seen by the operator because of blind spots or other distractions such as traffic congestion, noise, and dust.
- Even when equipment has a back-up alarm, it's best to use a flagger.
- Always **make eye contact with the operator** before approaching equipment.
- Try to avoid standing near areas where heavy equipment is moving back and forth.
- Report all equipment without a back-up alarm to supervisor.**
- Know where the **blind spots** are:



- Use **flaggers** safely to provide another pair of eyes for the driver backing up.
Have flaggers:

- Wear reflective fluorescent **orange vests**.
- Make **eye contact with the operator** before signaling or changing position.

